

# Sarawak Good Governance Public Opinion Survey

10th – 24th April 2015

Commissioned by,  
***Centre to Combat Corruption and Cronyism (C4)***

Implemented by,  
***Merdeka Center for Opinion Research***



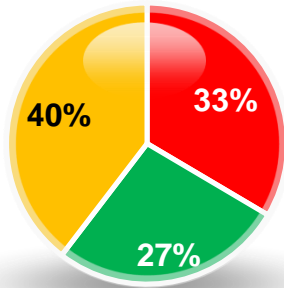
- ❖ 606 respondents aged 21 and above were interviewed via telephone (landlines and mobile)
- ❖ Voters were selected through random stratified sampling method along the lines of ethnicity, gender, age and parliament constituencies.
- ❖ Respondents were interviewed in their own language of preference
- ❖ Survey margin of error estimated at  $\pm 3.98\%$
- ❖ The survey was conducted on 10<sup>th</sup> to 24<sup>th</sup> April 2015

# METHODOLOGY

# Respondent Profile

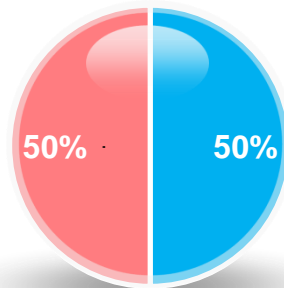
## Ethnicity

Chinese Muslim Bumiputera Non-Muslim Bumiputera

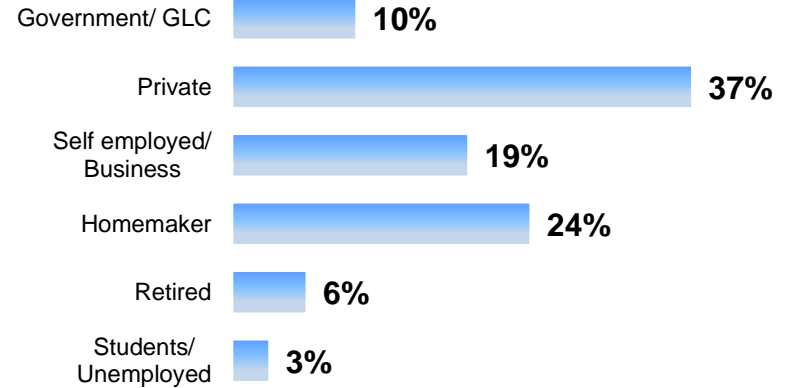


## Gender

Male Female

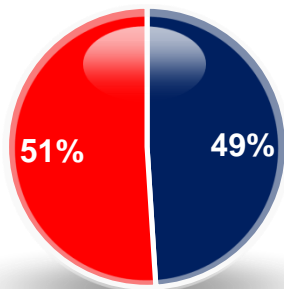


## Occupation

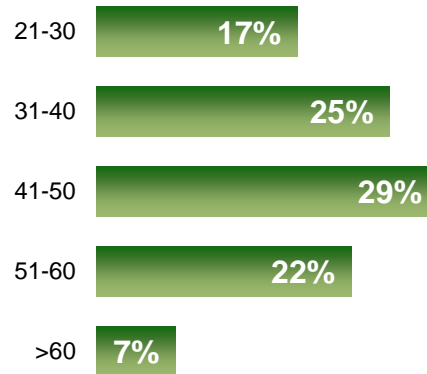


## Internet Access

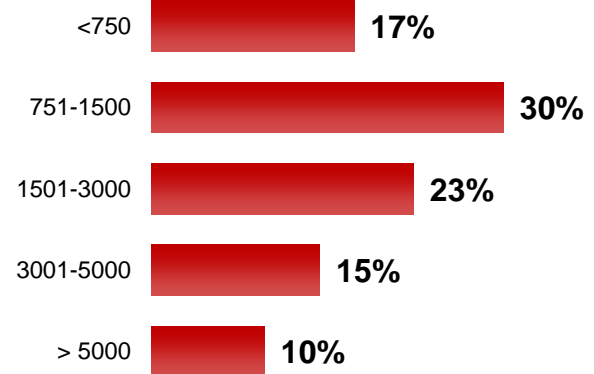
Yes No



## Age Group



## Monthly Household Income (RM)



Note: Govt./ GLC= Government/ statutory bodies (e.g. federal government, MARA, SALCRA)/ GLC (e.g. TNB, Petronas, Telekom, MAS, Maybank); Self-employed/ Bus=Employer / Self employed (e.g. Own small business, own farm, direct sale); Stud./ Unemployed= Student, Unemployed, lost ability to work

## **The Sarawak public is split about the direction of the state**

- Many are concerned over rising costs and the GST but at the same time continue to feel confident due to the visible development activities prevalent in the state

## **Cost of Living and the Economy is top concern of voters**

- Introduction of the GST has heightened concerns over the state of the economy and financial security of the public. Corruption is on immediate top of mind concern for voters

## **Government Action : Fight Corruption**

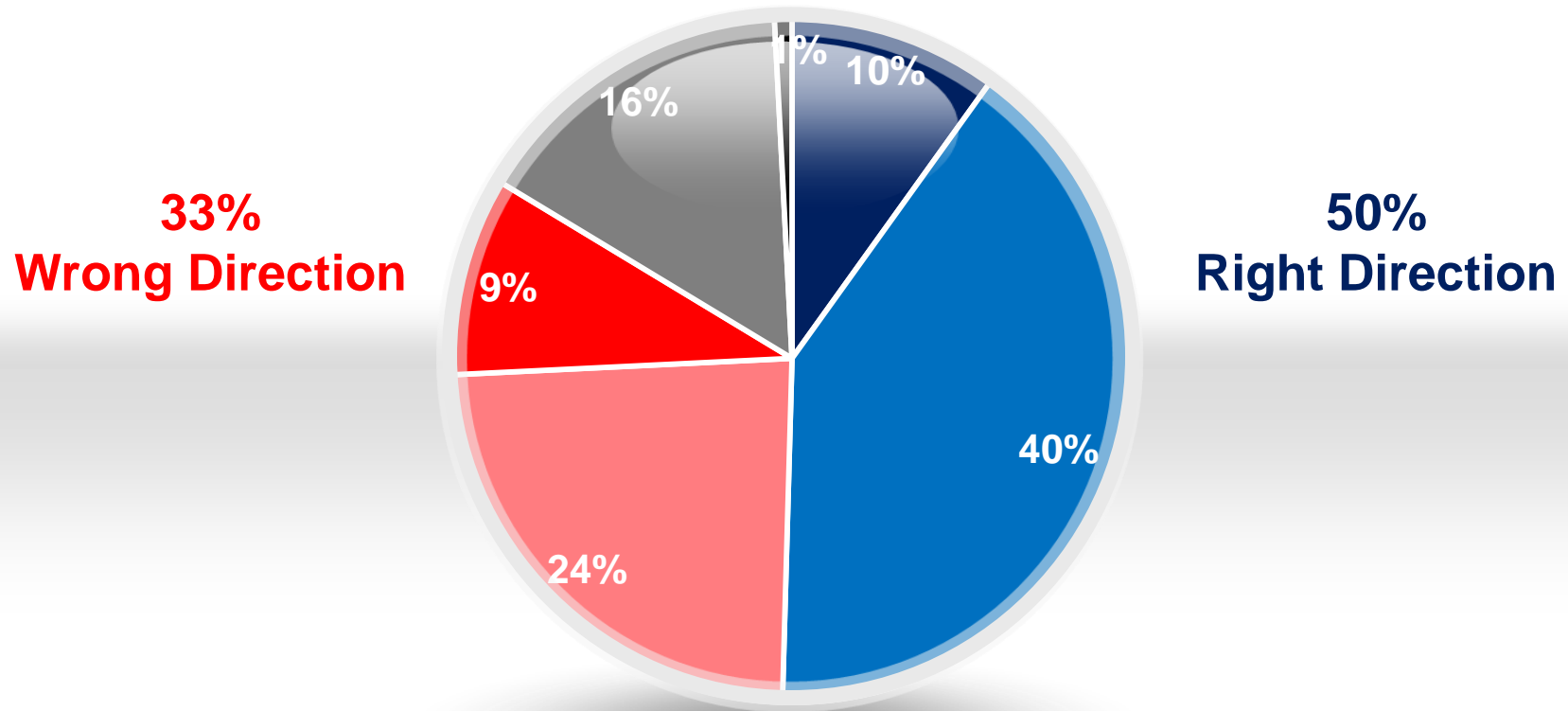
- Despite other issues, Sarawakians see corruption as a problem that the government needs to tackle first along with job creation and expansion of public infrastructure

# **CURRENT SOCIO-POLITICAL CONTEXT**

# Direction of the State

About 1/3 of respondents felt that the state heading to the wrong direction

- Strongly to the right direction
- Strongly to the wrong direction
- Unsure
- Somewhat to the right direction
- Somewhat to the wrong direction
- Refused

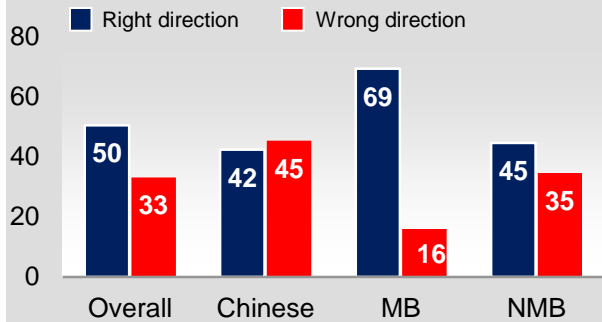


Q: Considering the condition in the state of Sarawak today, would you say that things are heading in the right direction or wrong direction?

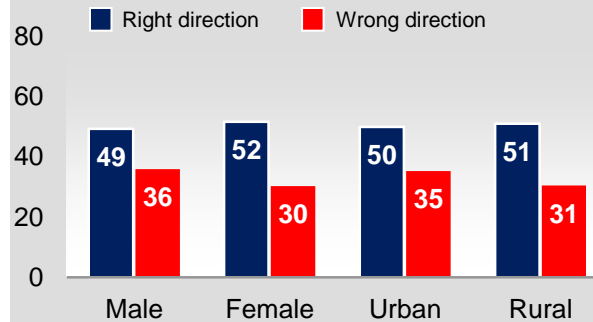
# Direction of the State

In general, about half of the respondents were optimistic towards the direction of the state

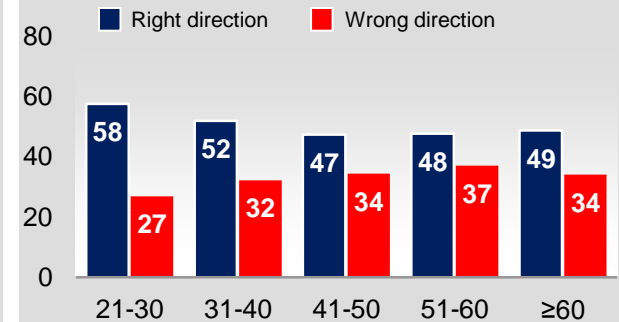
## Ethnicity



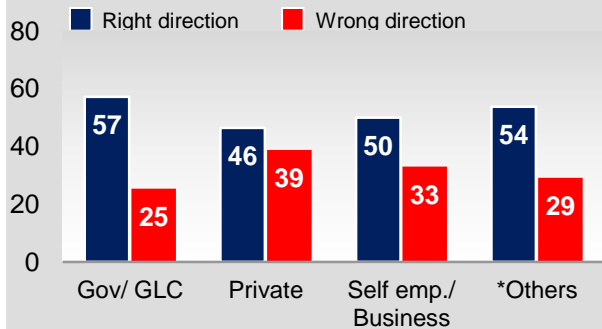
## Gender / Setting



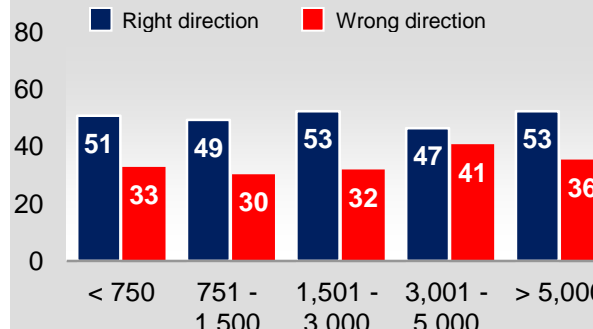
## Age Group



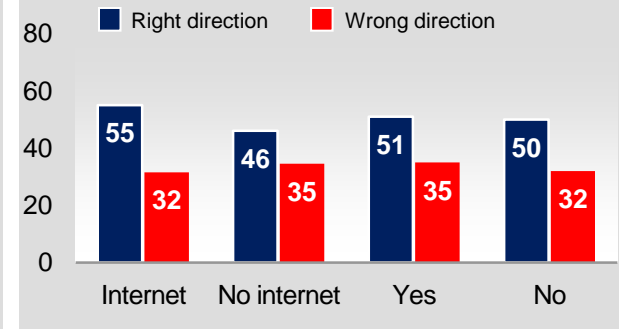
## Occupation



## Household income (RM)



## Internet access/Radio FS



\* Homemaker, Retired, Students, Unemployed  
MB=Muslim Bumiputera, NMB=Non Muslim Bumiputera

Q: Considering the condition in the state of Sarawak today, would you say that things are heading in the right direction or wrong direction?

# Direction of the State

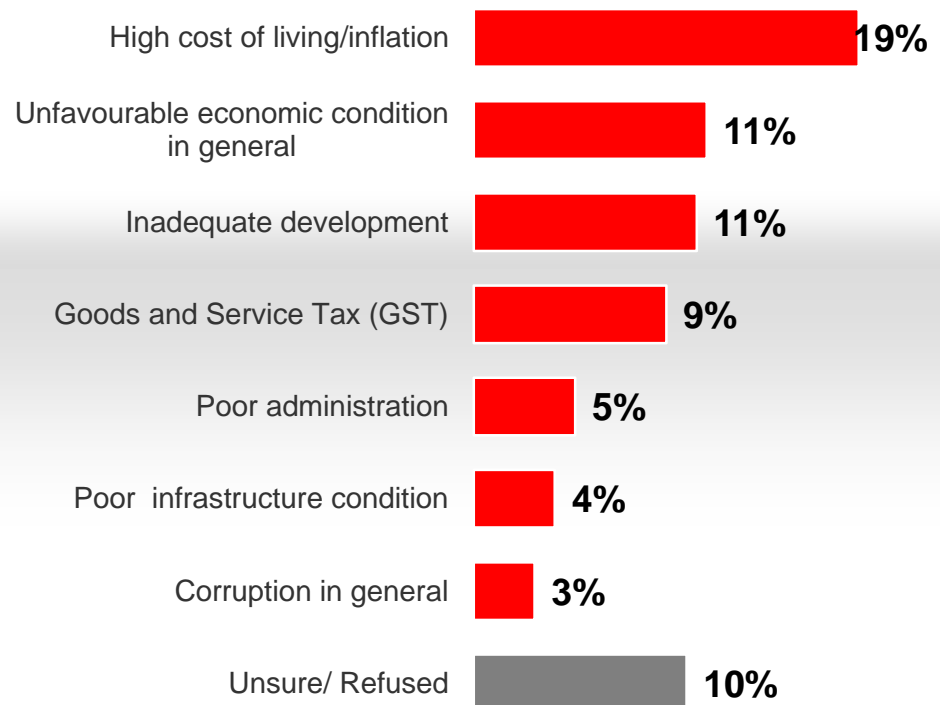
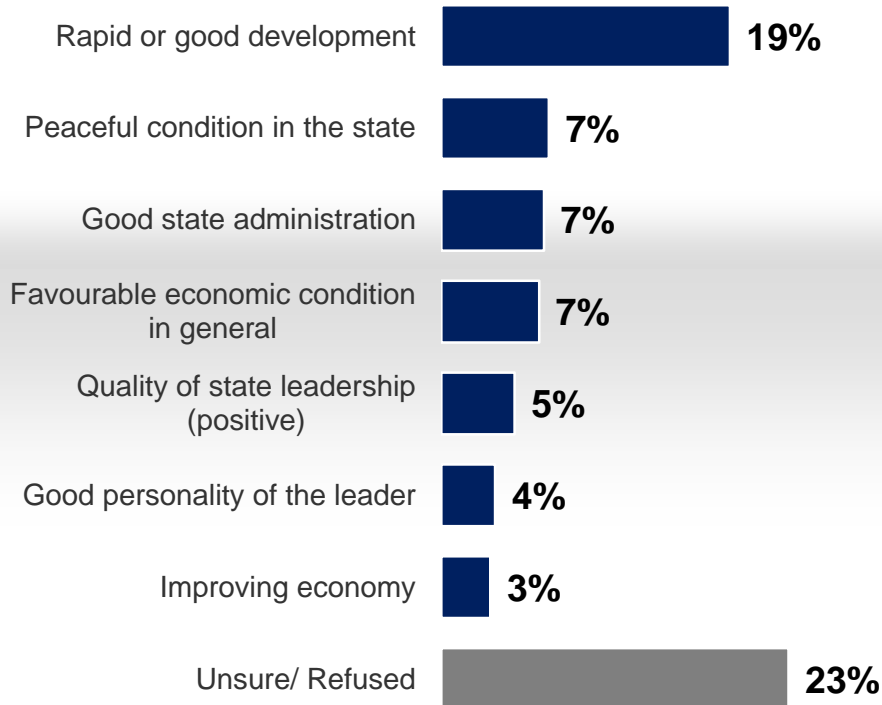
Overall, people in Sarawak are oriented towards seeing development as a marker of whether the state was headed in the right direction



**50%**  
**RIGHT DIRECTION (n=306)**



**33%**  
**WRONG DIRECTION (n=201)**



Q: What is the reason for you to say so? (open-ended)

Inflation/rising cost of living and economic condition are the main reasons that country heading to the wrong direction

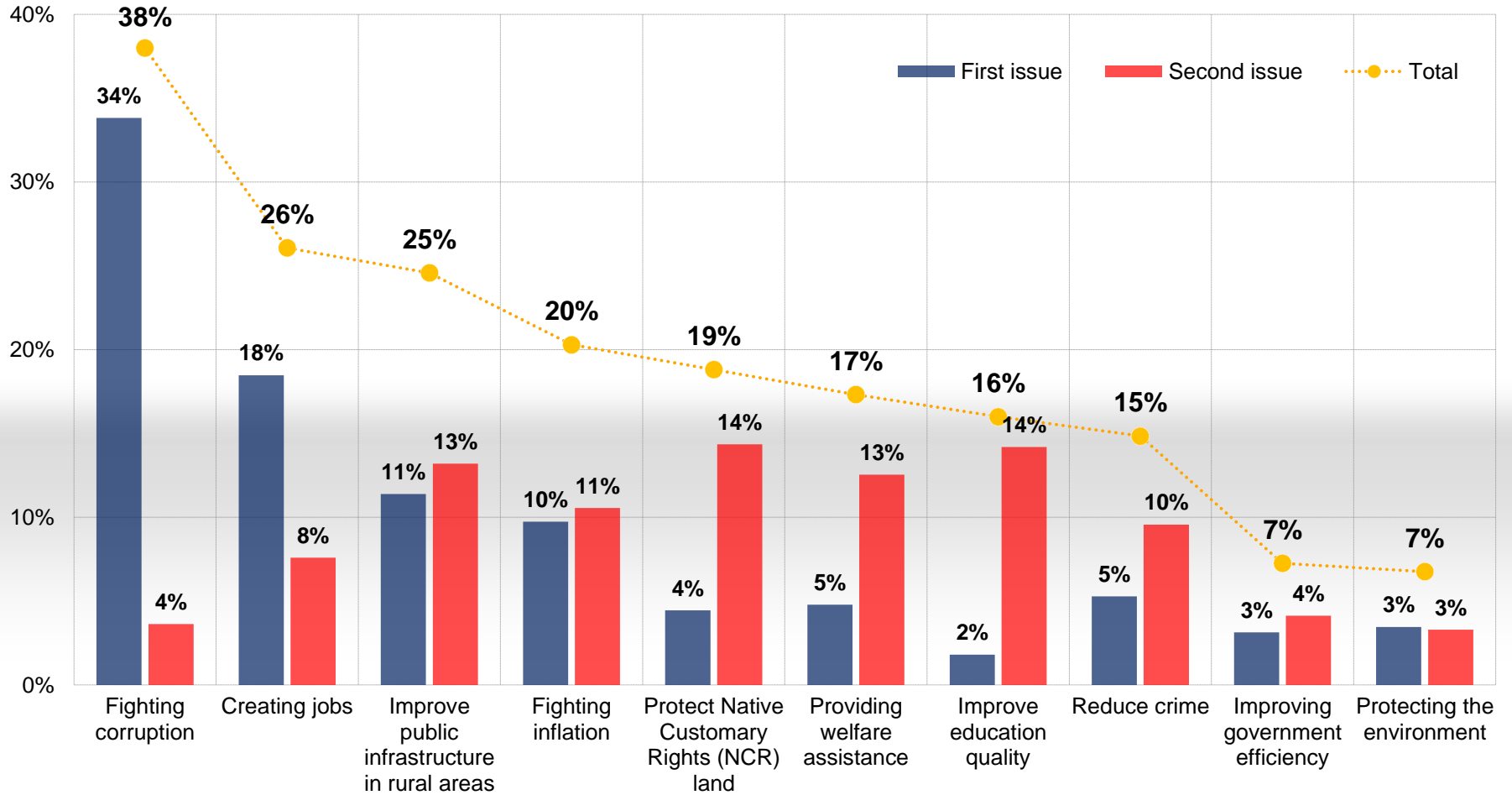
# Sarawak State Main Issues

Issues	Overall	Chinese	Muslim Bumiputera	Non-Muslim Bumiputera
Implementation of GST	15%	10%	17%	18%
Inflation / Rising cost of living	15%	17%	17%	14%
Public infrastructure	9%	9%	10%	9%
National economy in general	7%	14%	2%	3%
Lower income	6%	10%	4%	5%
Job opportunity/unemployment	4%	4%	3%	5%
Local/state development	2%	4%	1%	2%
None	13%	6%	20%	14%
Unsure / No response	14%	9%	13%	20%

Q: What in your view is the most important problem that needs solving in Sarawak today?



# Issues Requiring Govt Attention



Q: From the following, please choose **TWO (2)** issues which you think need attention from the state government.

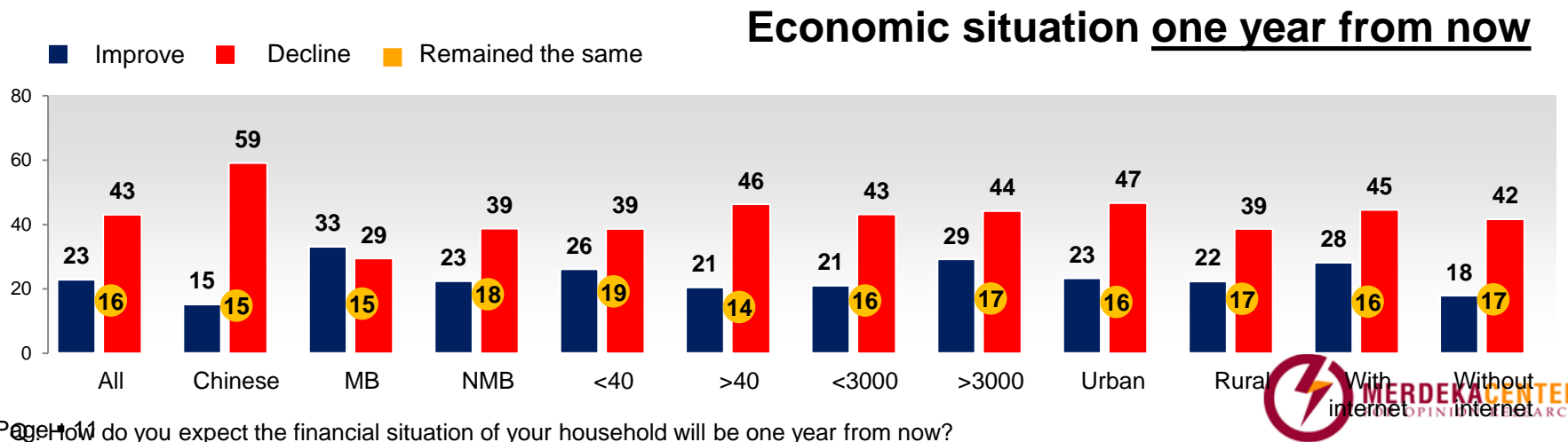
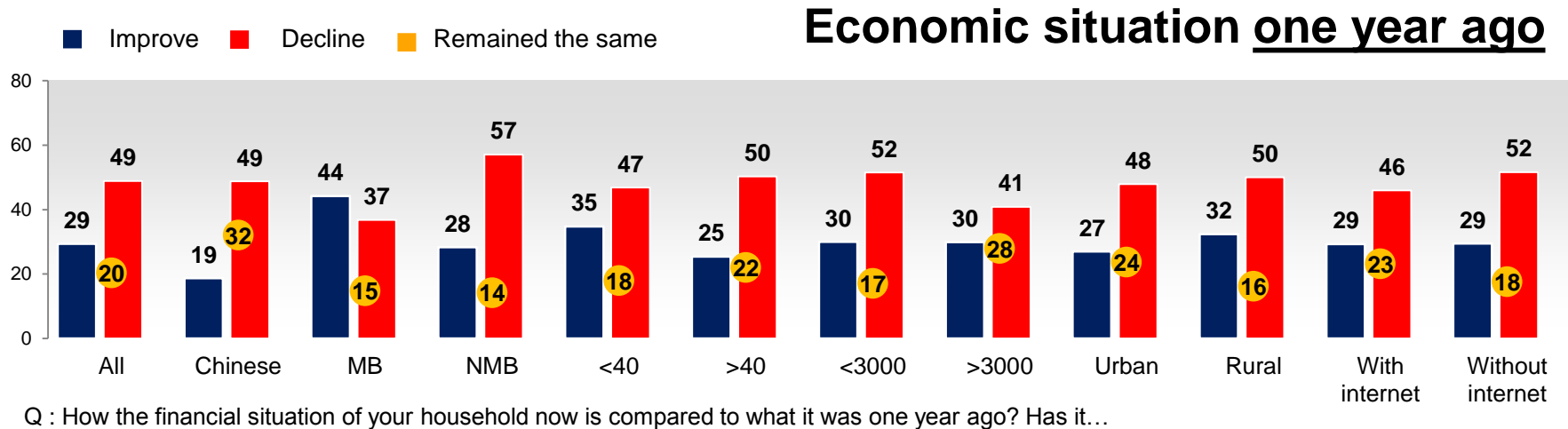
# Issues

Issues	Total	1st	2nd
Fighting corruption	38%	34%	4%
Creating jobs	26%	18%	8%
Improve public infrastructure in rural areas	25%	11%	13%
Fighting inflation	20%	10%	11%
Protect Native Customary Rights (NCR) land	19%	4%	14%
Providing welfare assistance	17%	5%	13%
Improve education quality	16%	2%	14%
Reduce crime	15%	5%	10%
Improving government efficiency	7%	3%	4%
Protecting the environment	7%	3%	3%

Q: From the following, please choose **TWO (2)** issues which you think need attention from the state government.

# Perception on Economic Conditions

Voters are more pessimistic about the economic outlook, particularly among the Chinese



## **Public is satisfied with the performance of the state government**

- 68% of the public expressed satisfaction with the performance of the Sarawak state government

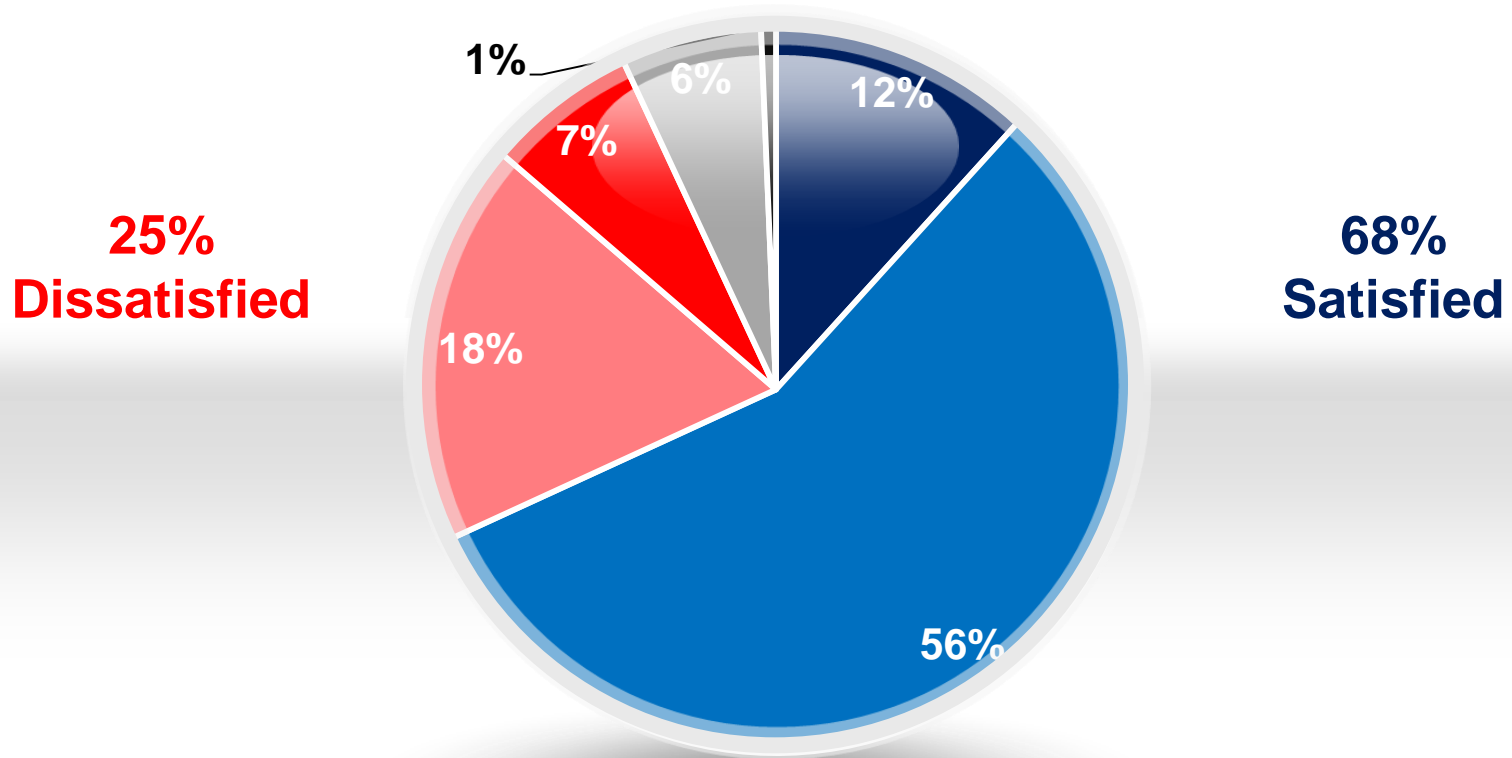
## **CM Adenan Satem approval rating at 74%**

- Voters across the state expressed strong approval for the performance of Chief Minister Adenan Satem; the sentiments expressed transcended ethnicity and rural-urban dichotomies
- The high rating is prompted by his promise to improve governance, address the economic and infrastructure needs of the state as well as being more robust about protecting the state's interests

# **ASSESSMENT OF GOVERNMENT AND LEADERSHIP**

# Sarawak State Government

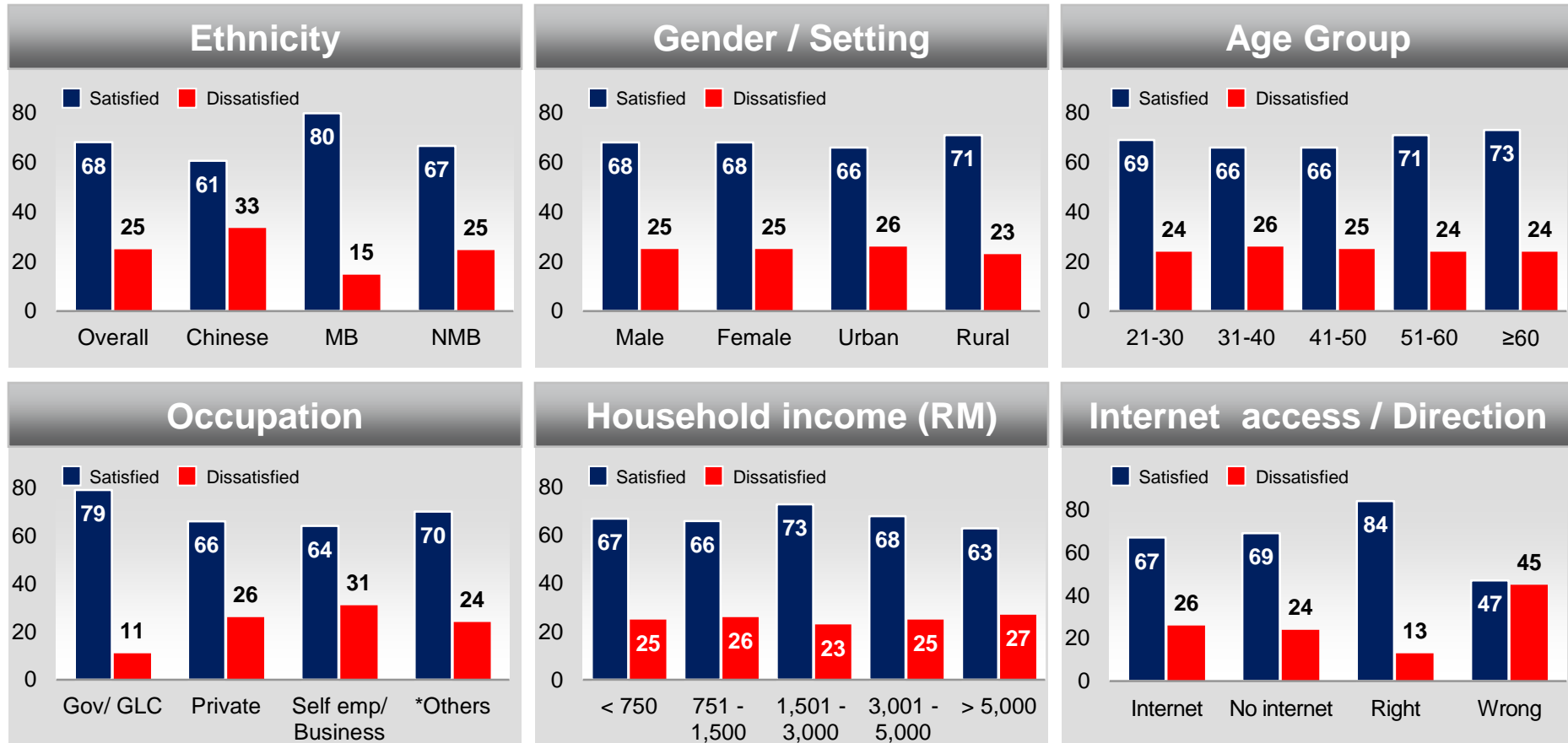
- Very satisfied
- Somewhat satisfied
- Very dissatisfied
- Somewhat dissatisfied
- Unsure
- Refused



Q: How satisfied or dissatisfied are you with the performance of Sarawak state government?

# Sarawak State Government

Confidence in the state government is high despite an uncertain national and economic outlook

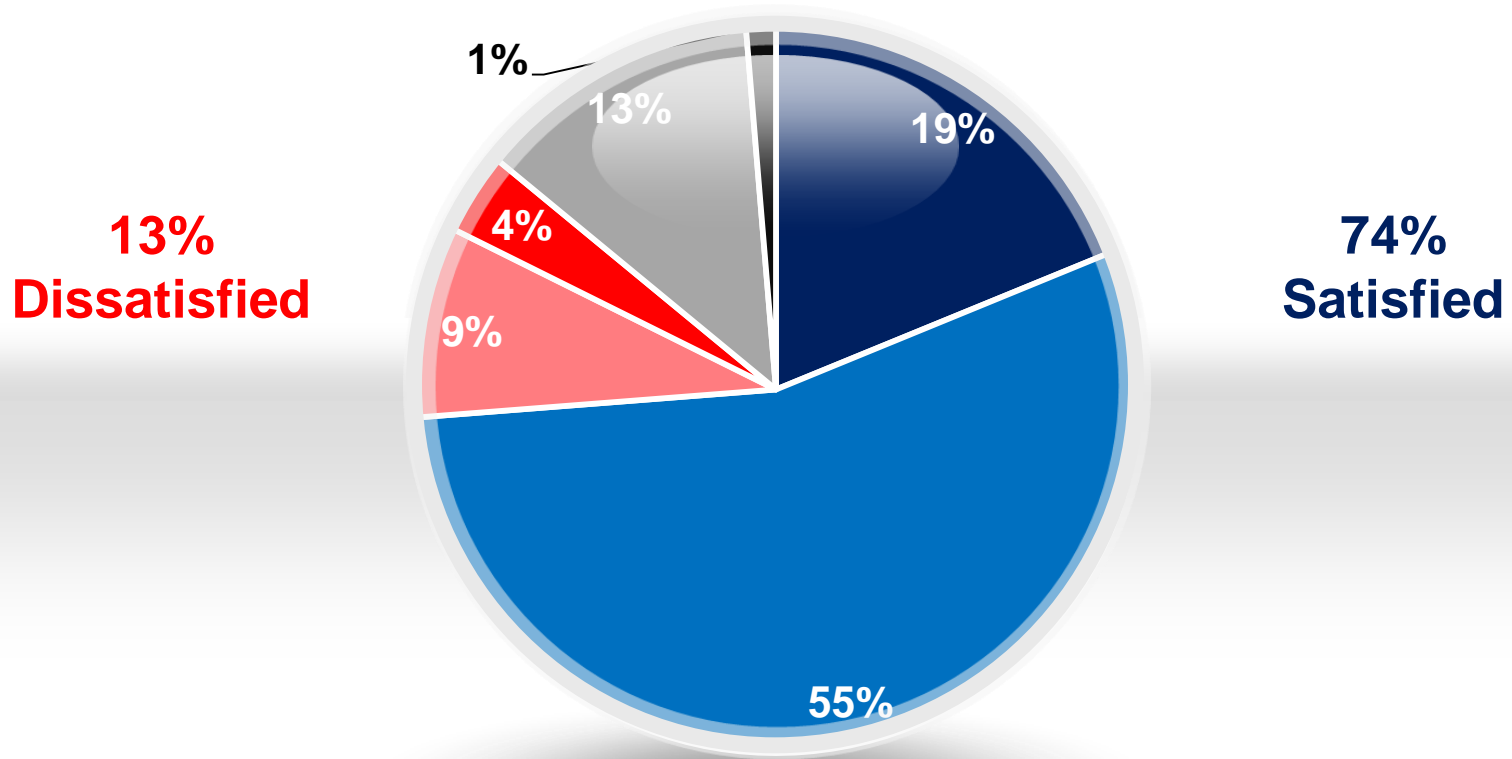


\* Homemaker, Retired, Students, Unemployed  
MB=Muslim Bumiputera, NMB=Non Muslim Bumiputera

Q: How satisfied or dissatisfied are you with the performance of Sarawak state government?

# Sarawak Chief Minister

- Very satisfied
- Somewhat satisfied
- Very dissatisfied
- Somewhat dissatisfied
- Unsure
- Refused

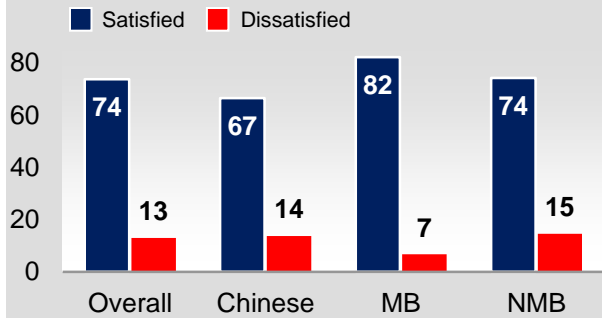


Q: How satisfied or dissatisfied are you with the performance of Sarawak Chief Minister, Adenan Satem?

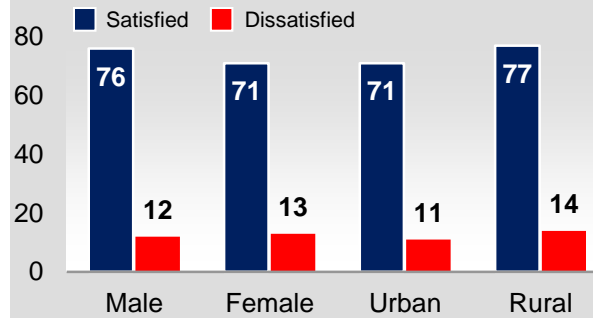
# Sarawak Chief Minister

Strongly positive approval for Chief Minister Adenan Satem

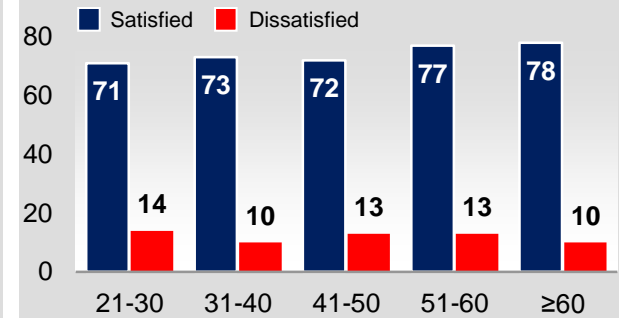
## Ethnicity



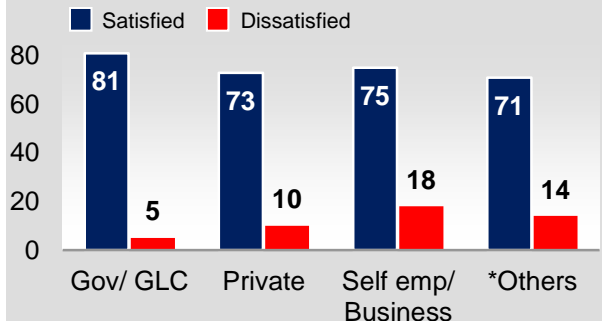
## Gender / Setting



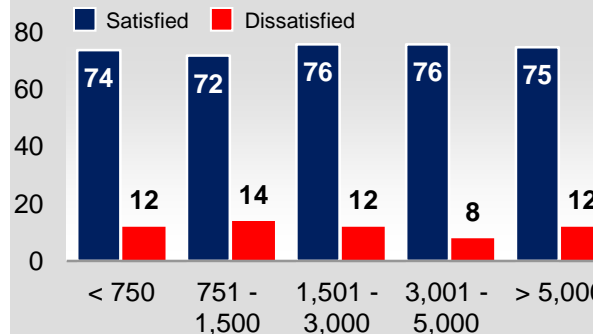
## Age Group



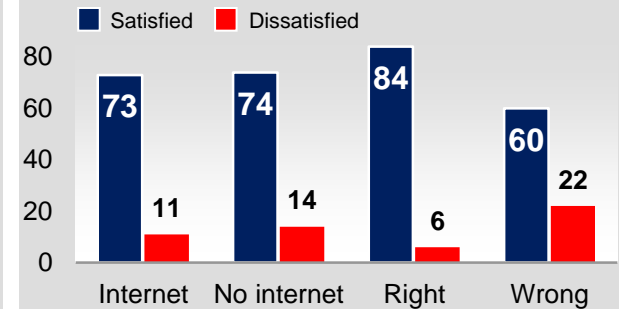
## Occupation



## Household income (RM)



## Internet access / Direction



\* Homemaker, Retired, Students, Unemployed  
MB=Muslim Bumiputera, NMB=Non Muslim Bumiputera

Q: How satisfied or dissatisfied are you with the performance of Sarawak Chief Minister, Adenan Satem?

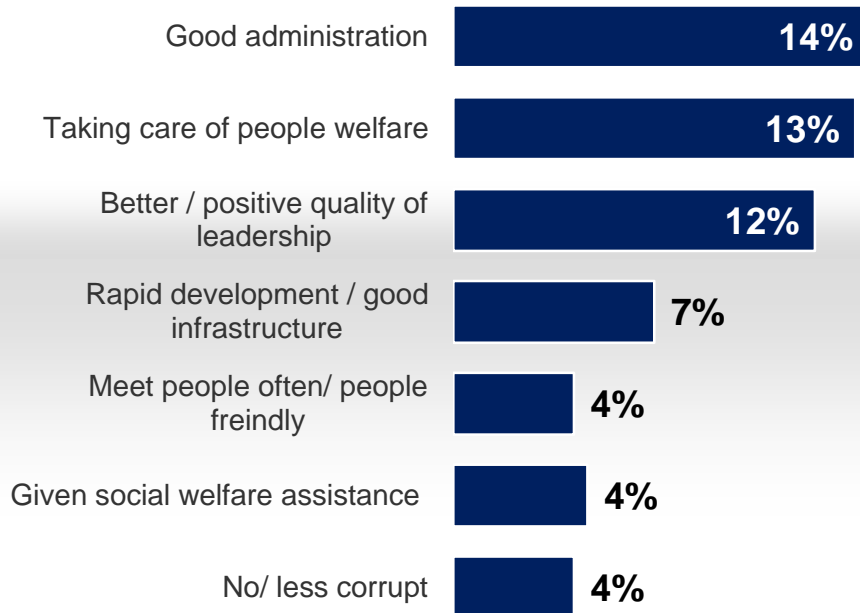


# CM Approval Rating: Reasons

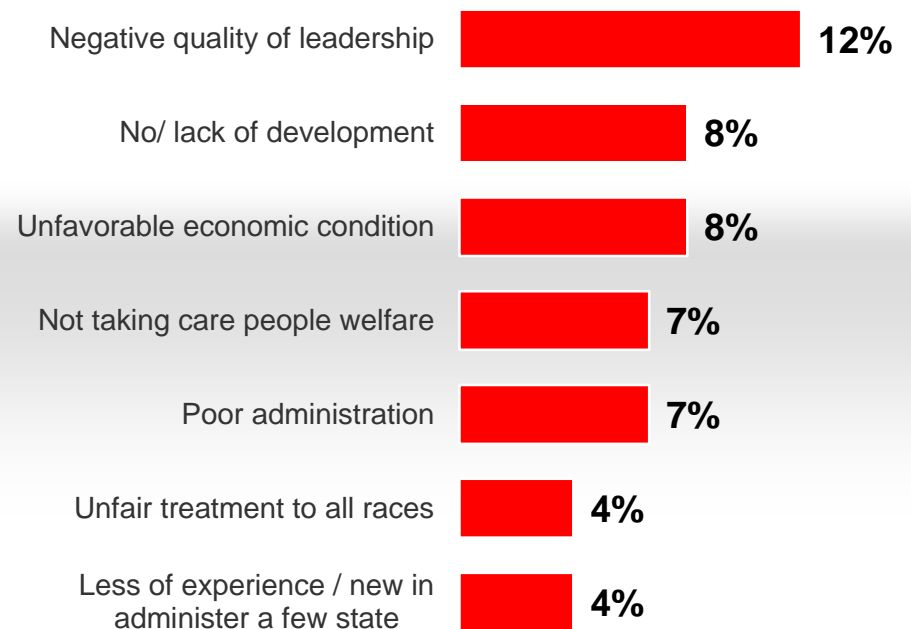
Emphasis on quality of leadership



**74%**  
**SATISFIED (n=447)**



**13%**  
**DISSATISFIED (n=74)**



Q: What is the reason for you to say satisfied or dissatisfied with the performance of Sarawak Chief Minister, Adenan Satem? (open-ended)

## **A large number of respondents did not understand “corruption” in great detail**

- 37% reported that they did not know or could not describe what was meant by corruption

## **A majority believe that the state of corruption in the state is serious**

- 56% of respondents say that the level of corruption in Sarawak is serious
- 19% believe that corruption levels have increased while 24% believe that corruption levels have stayed the same level as compared to a year ago.

## **A majority believe that the state government and chief minister is committed and possesses the political will to fight corruption**

- 67% of respondents are confident in the chief minister’s commitment to fight corruption; likewise a same percentage believed that the government has the political will to fight corruption.
- Most institutions are perceived to have issues with corruption

# **PUBLIC PERSPECTIVES ON GOVERNANCE**

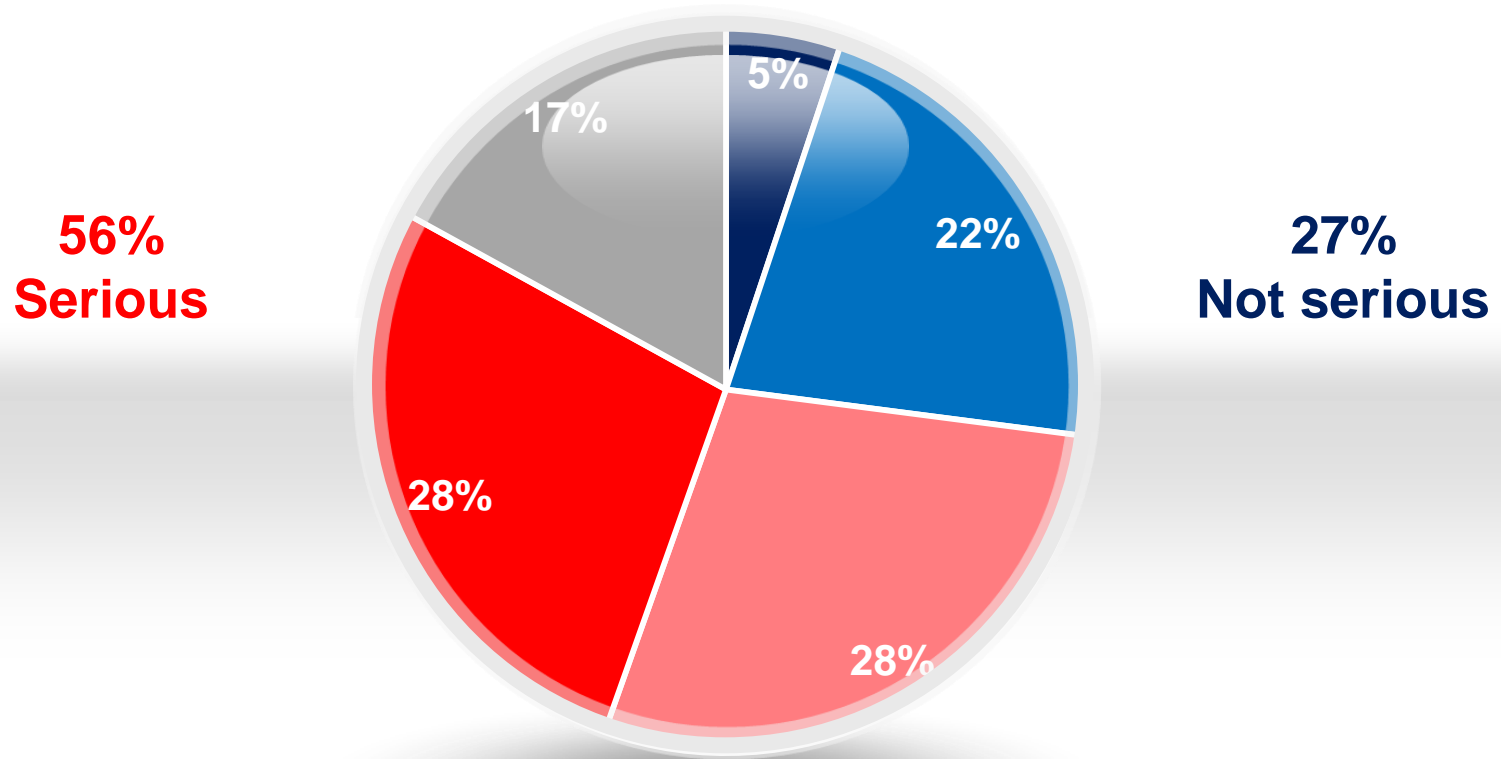
# Understanding Corruption

Corruption	Percentage
Give money or gifts to solve problems	23%
Illegal money	7%
A bad act / dishonest act / greedy	6%
Taking money / goods for the benefit of individuals	5%
Done by the employee / YIP/ politicians	4%
Misappropriation / abuse of power / weak administration	3%
Give something to get projects / tenders	2%
<b>Unsure/ Do not know</b>	<b>25%</b>
<b>Refuse/ No response</b>	<b>12%</b>

Q: Please tell me what do understand about corruption?

# Corruption in Sarawak

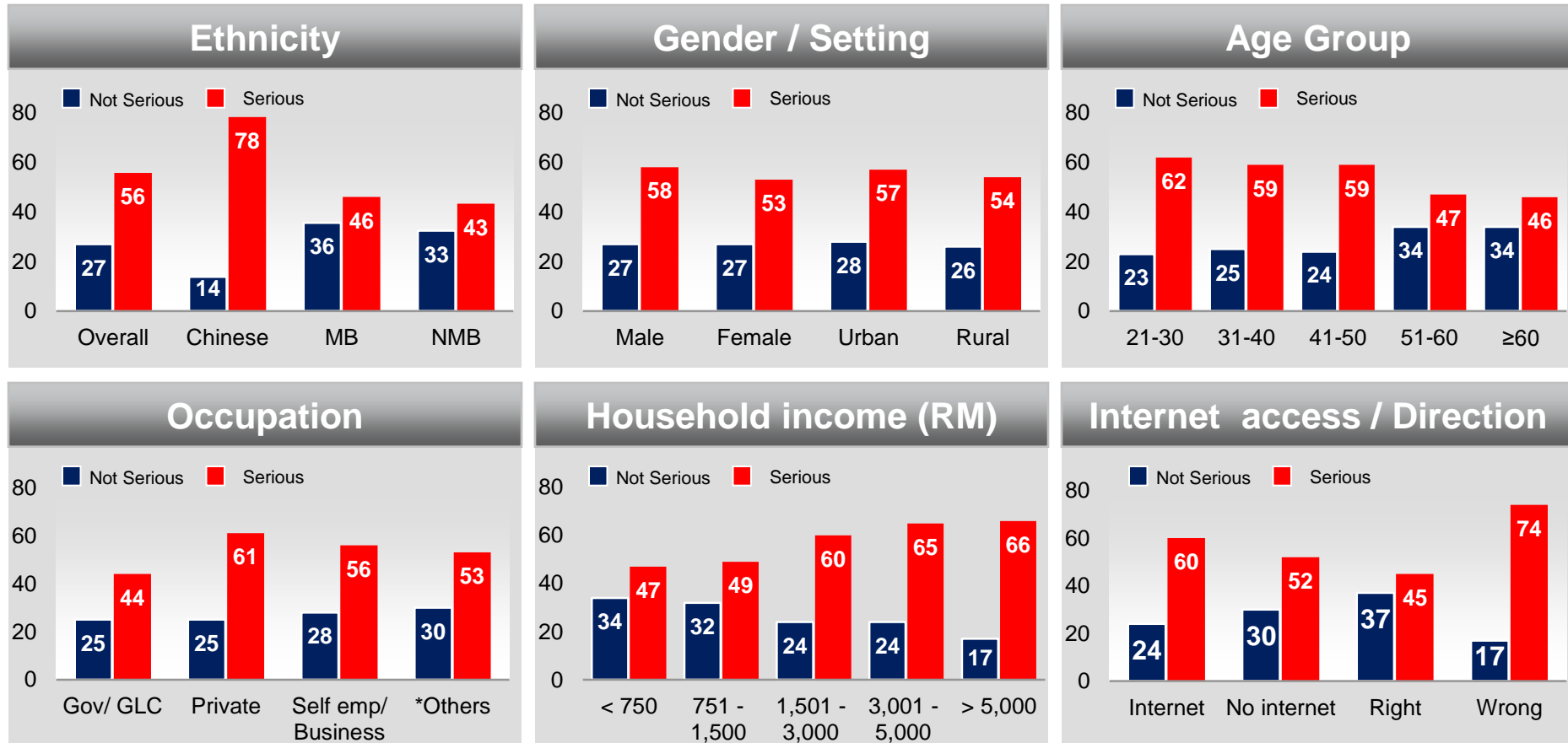
- Not at all serious
- Very serious
- Corruption does not exist
- Not too serious
- Somewhat serious
- Unsure/Refuse



Q: In your opinion, how serious is the issue of corruption in Sarawak?

# Corruption in Sarawak

Perceived to be a serious problem by the private sector and business owners

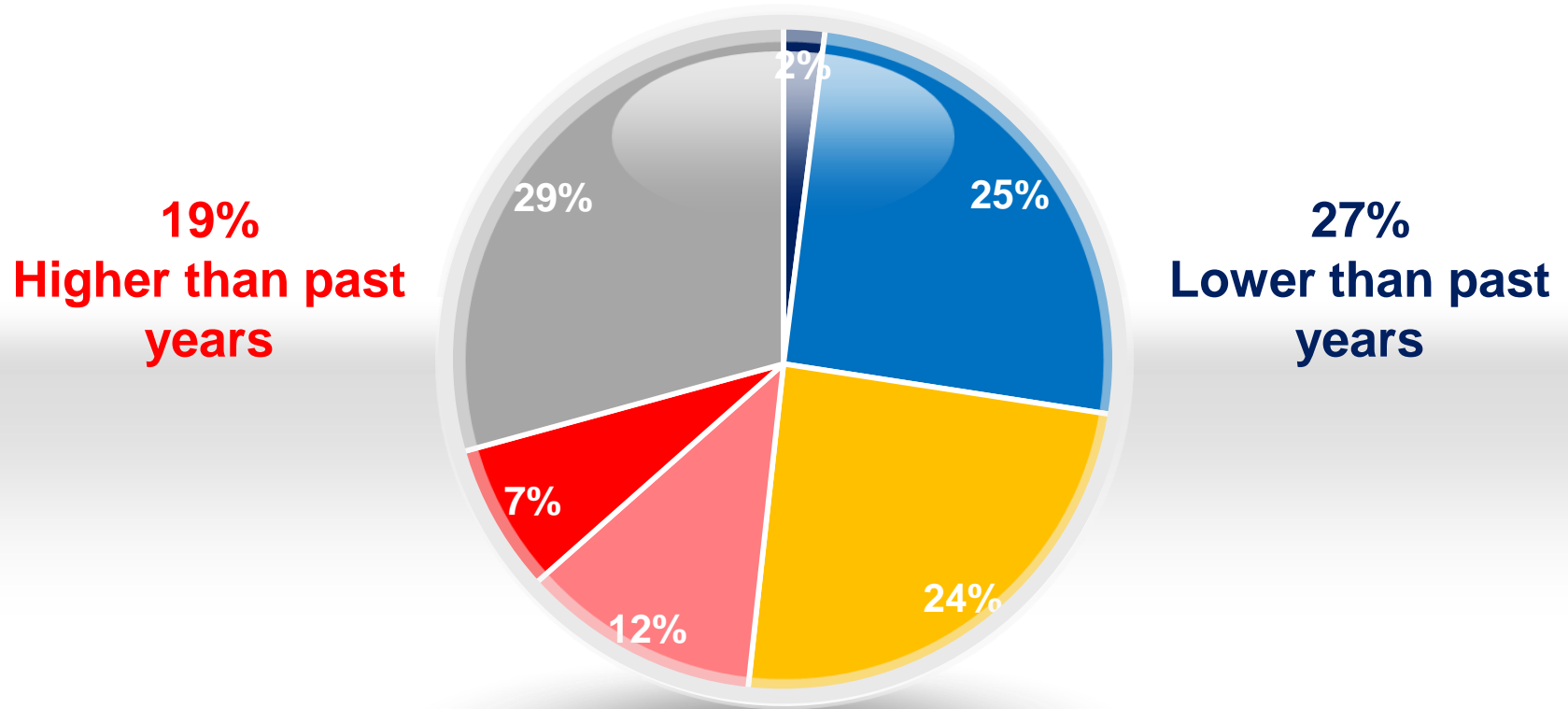


\* Homemaker, Retired, Students, Unemployed  
MB=Muslim Bumiputera, NMB=Non Muslim Bumiputera

Q: In your opinion, how serious is the issue of corruption in Sarawak?

# Perceptions on Corruption Levels

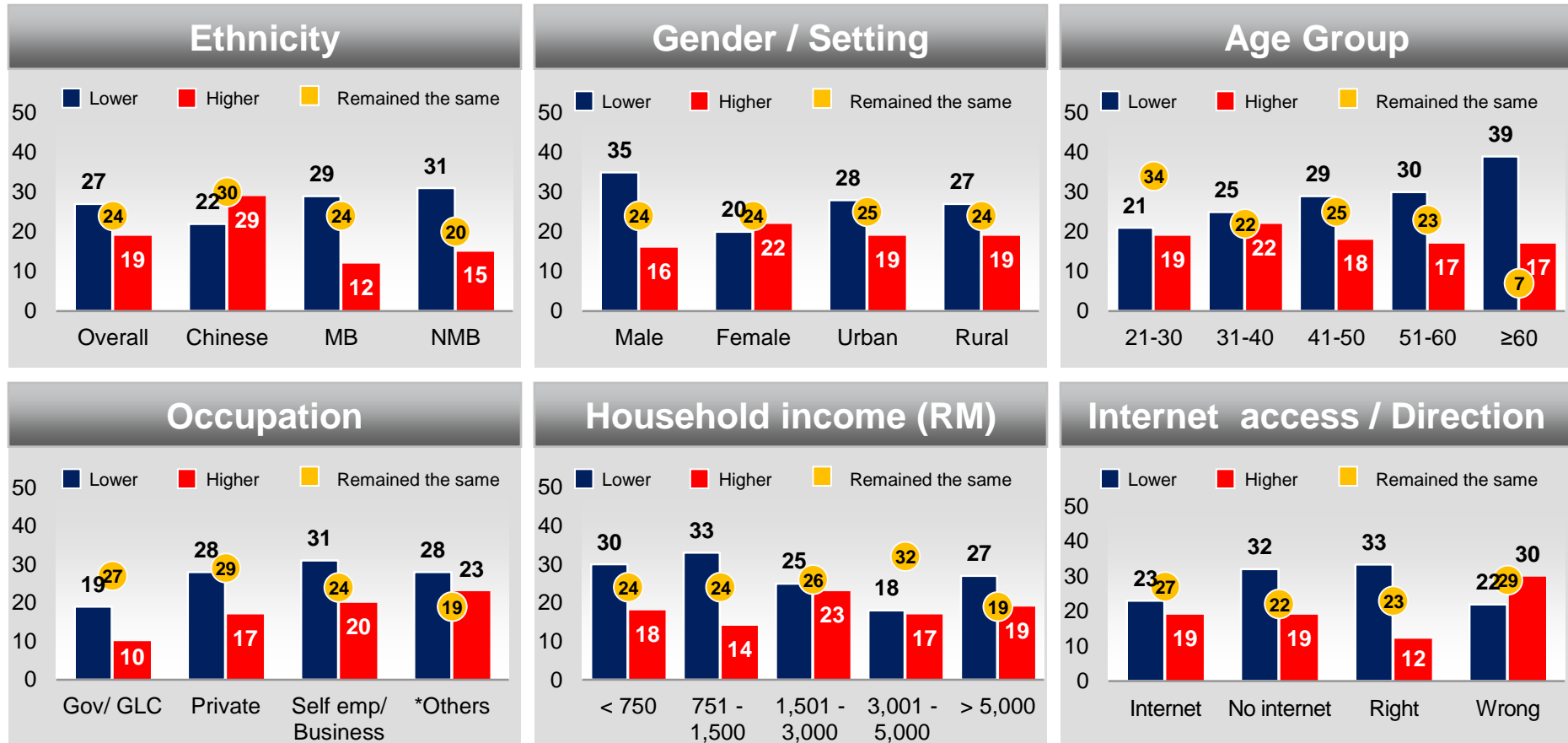
- Much lower than past years
- Much higher than past years
- About the same as past years
- About the same as past years
- Somewhat higher than past years
- Unsure/Refuse



Q: How would you compare the level of corruption in Sarawak today with the level of corruption past years? Is the current level of corruption ...

# Perceptions on Corruption Levels

19% respondents believe the level of corruption now is higher than in past years

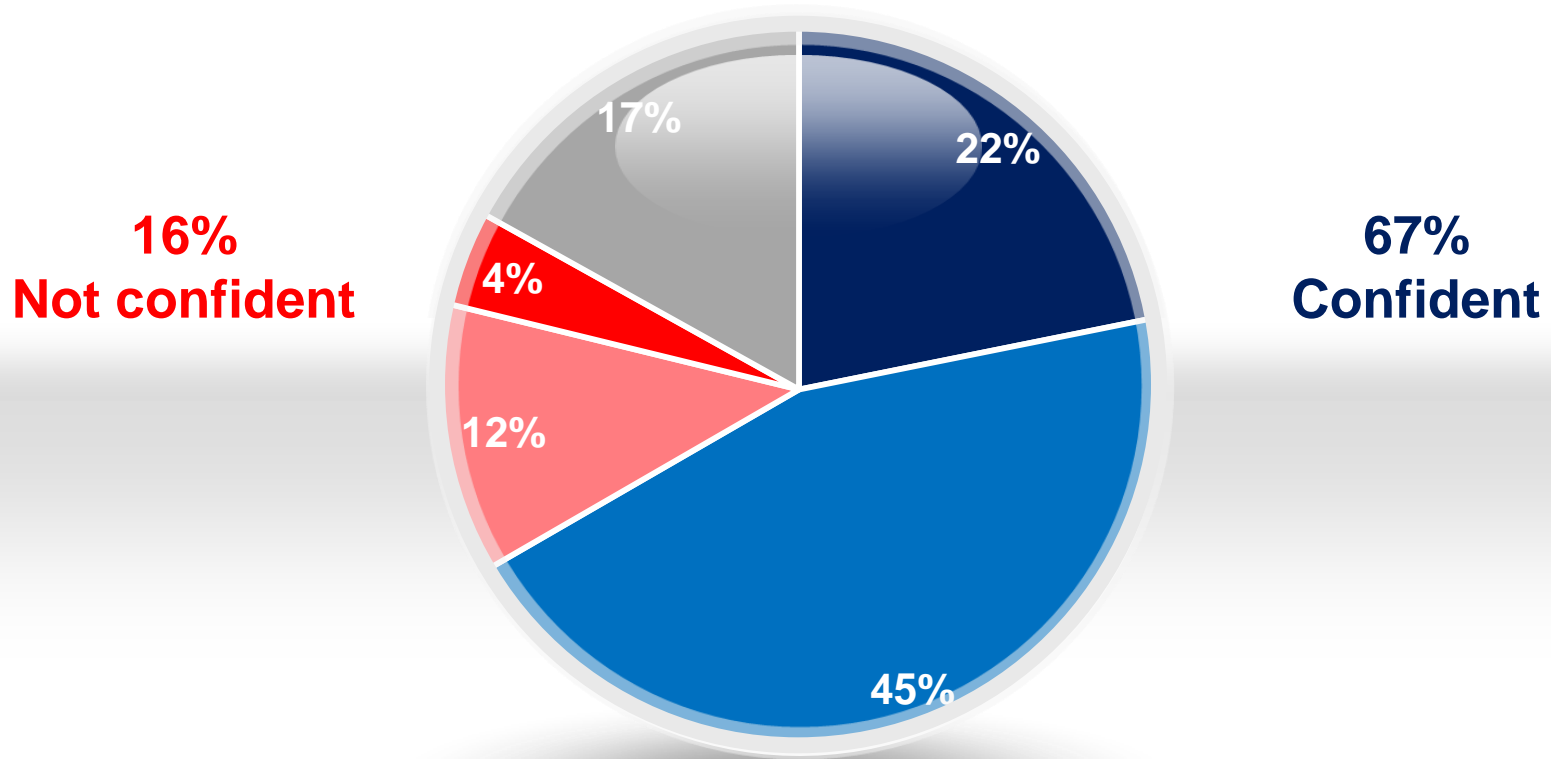


\* Homemaker, Retired, Students, Unemployed  
MB=Muslim Bumiputera, NMB=Non Muslim Bumiputera

Q: How would you compare the level of corruption in Sarawak today with the level of corruption past years? Is the current level of corruption ...

# Fighting Corruption

- Strongly confident
- Somewhat confident
- Very not confident
- Somewhat not confident
- Unsure
- Refused



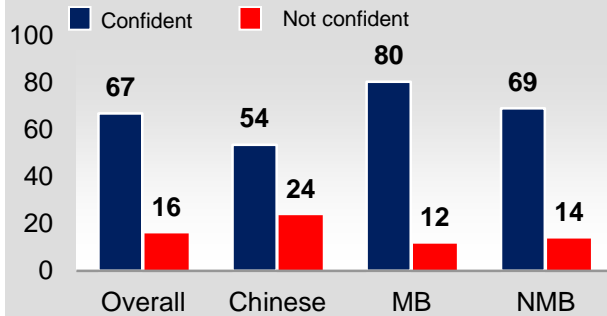
Q: How far are you confident or not confident on the efforts by Chief Minister Adenan Satem in fighting corruption in Sarawak?



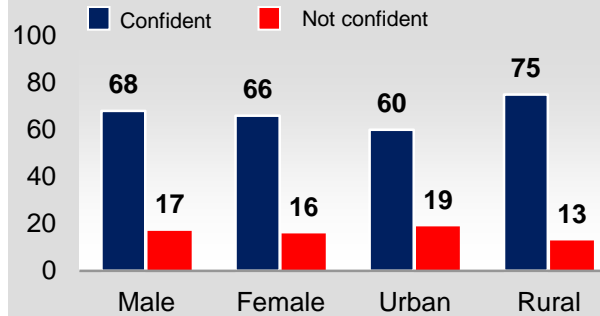
# Fighting Corruption

More than half of the respondents report confidence in new CM Adenan Satem

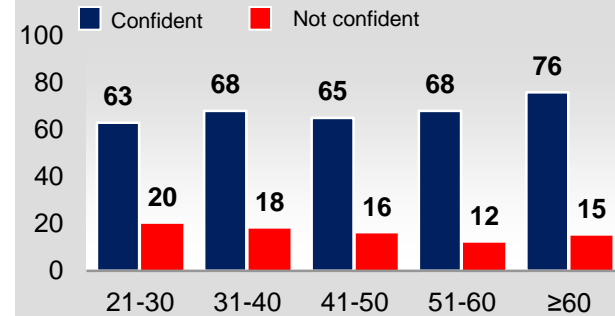
## Ethnicity



## Gender / Setting



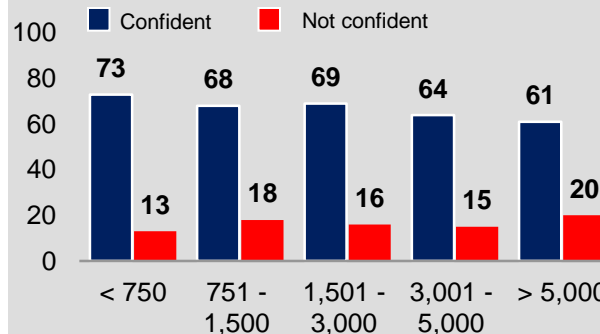
## Age Group



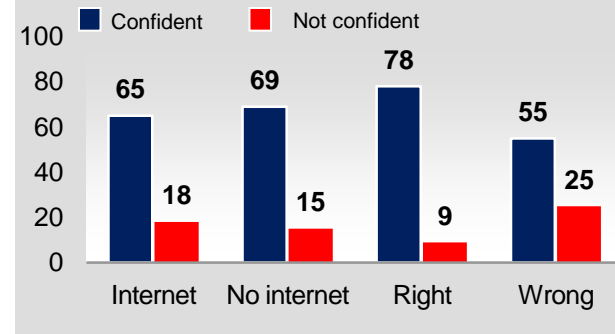
## Occupation



## Household income (RM)



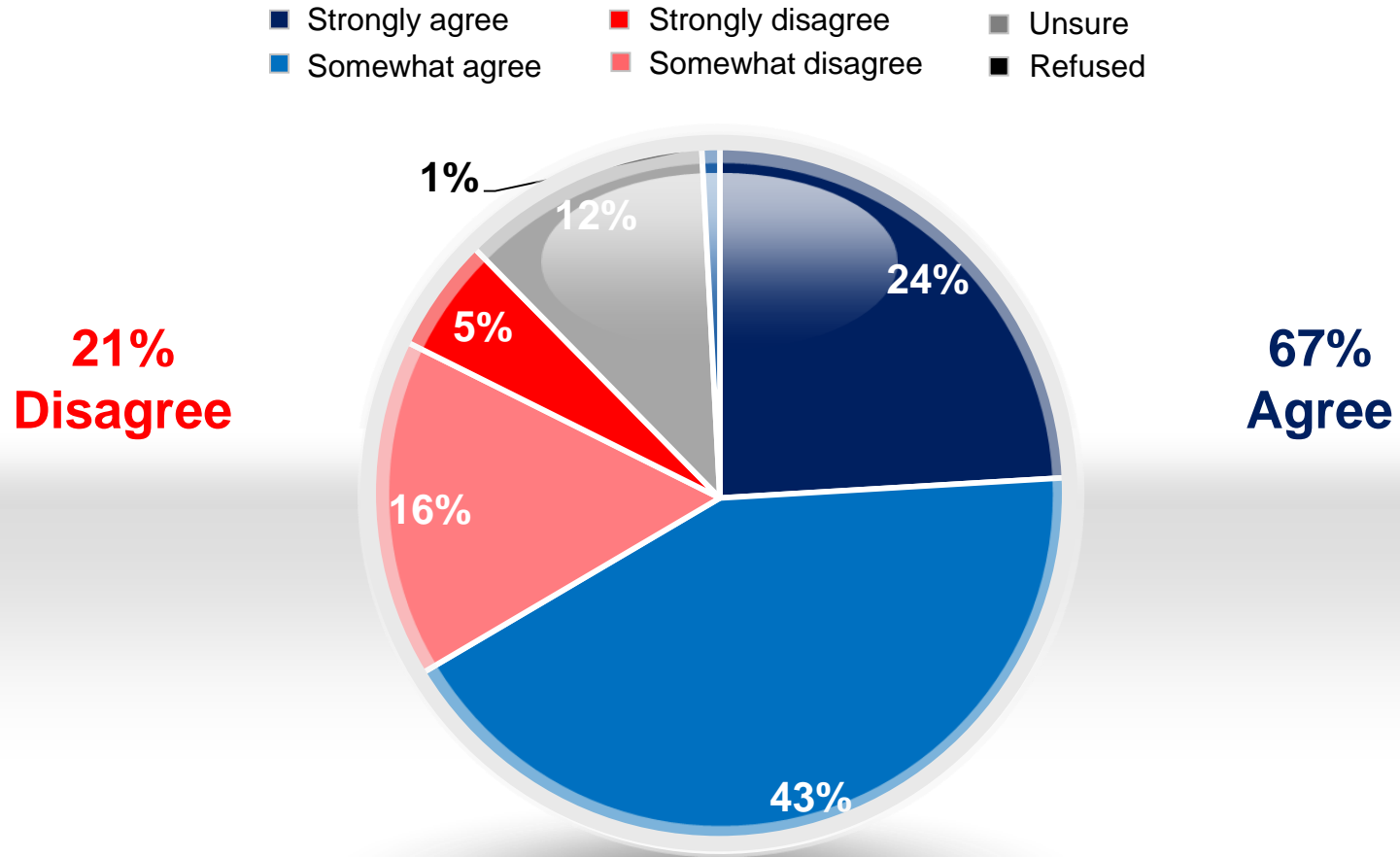
## Internet access / Direction



\* Homemaker, Retired, Students, Unemployed  
MB=Muslim Bumiputera, NMB=Non Muslim Bumiputera

Q: How far are you confident about the efforts by Chief Minister Adenan Satem in fighting corruption in Sarawak?

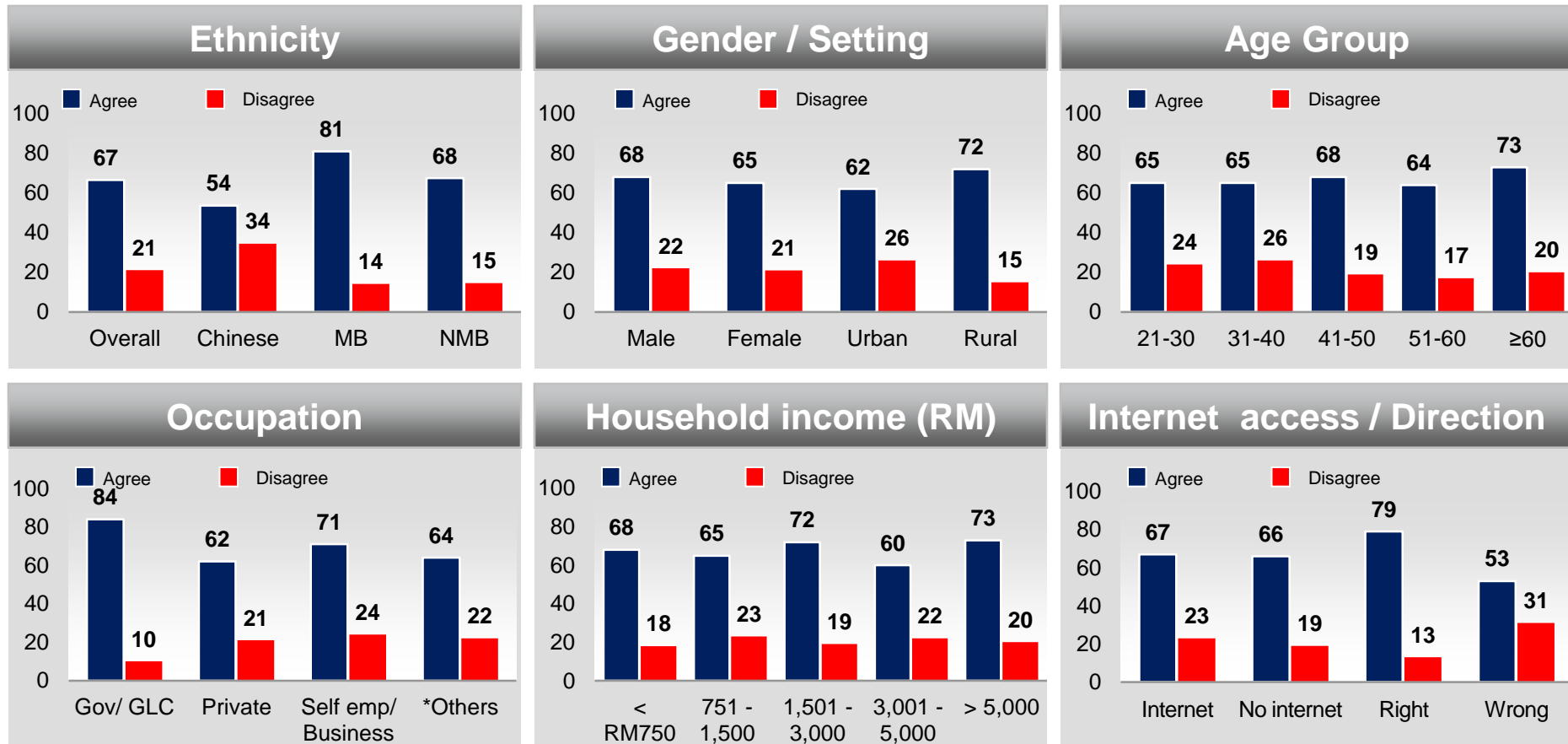
# Political Will to Overcome Corruption



QQ: How far do you agree or disagree that the current government of Sarawak has the political will to combat corruption?

# Political will to overcome corruption

A strong majority of Sarawakians believe that the state government has the will to overcome corruption problems

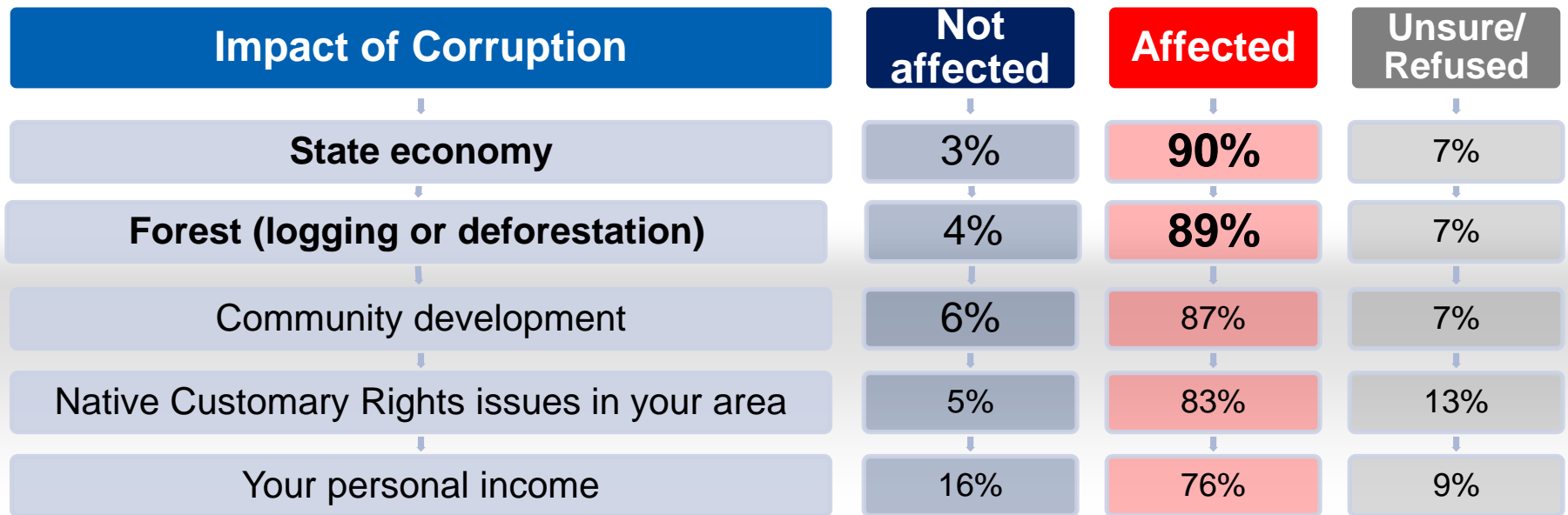


\* Homemaker, Retired, Students, Unemployed  
MB=Muslim Bumiputera, NMB=Non Muslim Bumiputera

QQ: How far do you agree or disagree that the current government of Sarawak has the political will to combat corruption?

# Impact of Corruption

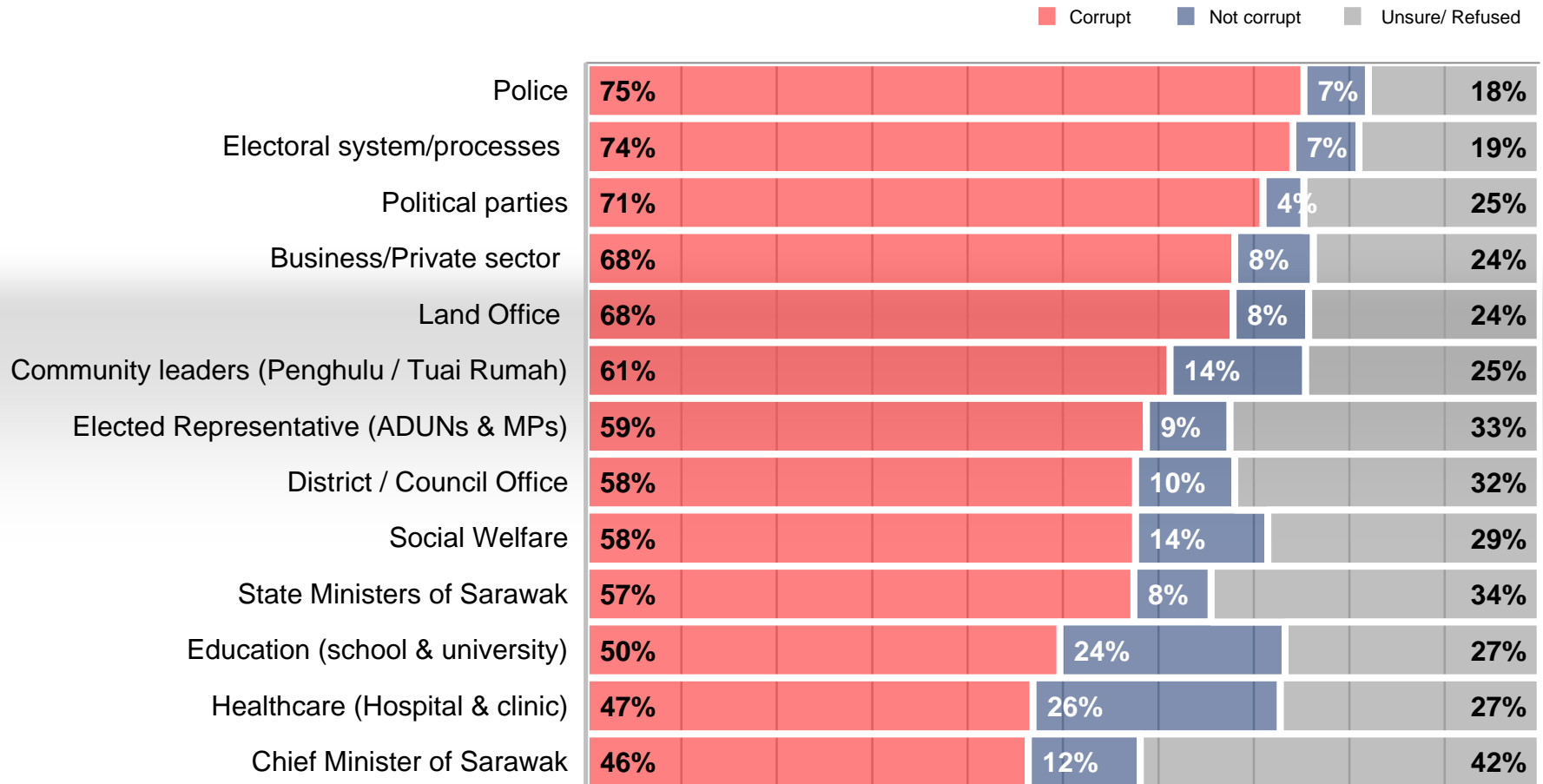
Vast majority see corruption as having adverse affect on most areas of public economic interest



Q: How far do you think that corruption affects or does not affect the following?

# Perceived Corruption in Institutions

Corruption is perceived to be a serious among police , electoral system and political parties



Q: In your view, how serious or not serious is the problem of corruption in the following sectors?

A majority of respondents learn about corruption from the media and friends

About 26% report having been victimized or know of others who were affected by corruption

20% of respondents report having been approached or witnessed others engaging in money politics during the 2013 general election.

62% see money politics as corruption but low income respondent segment is split with some viewing it as gifts

## **PERSONAL EXPERIENCES WITH CORRUPTION**

# Sources of Information

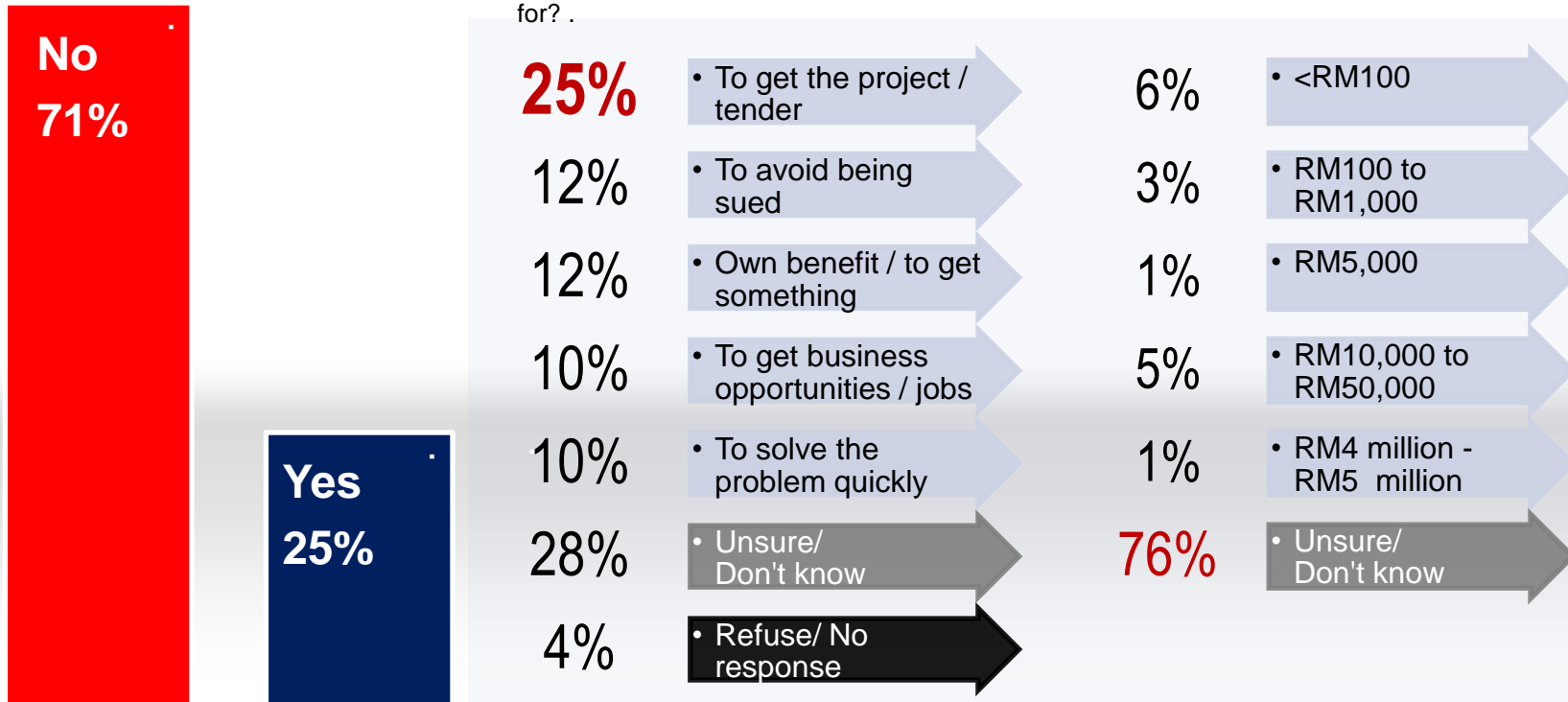
Aside from the media, most people learn about corruption incidents in conversations with friends

Sources of information	Total	1st	2nd	3rd
Information provided by the media (TV, radio, newspapers, internet, etc...)	60%	47%	13%	0%
Talk with friends and acquaintances	51%	15%	29%	6%
Talk with relatives or family	43%	16%	14%	14%
Information about corruption given by NGOs (corruption awareness)	37%	3%	12%	21%
Personal experience (you have had to provide cash, gifts, or favor)	25%	15%	2%	8%

Q: On which information sources do you base your assessment of the level of corruption in the Sarawak? Please choose your top **THREE (3)** information sources from this list, ranking the most important first

# Bribery Experiences

1 out of 4 respondents report having heard someone paying a bribe for a public service: mostly for securing government contracts



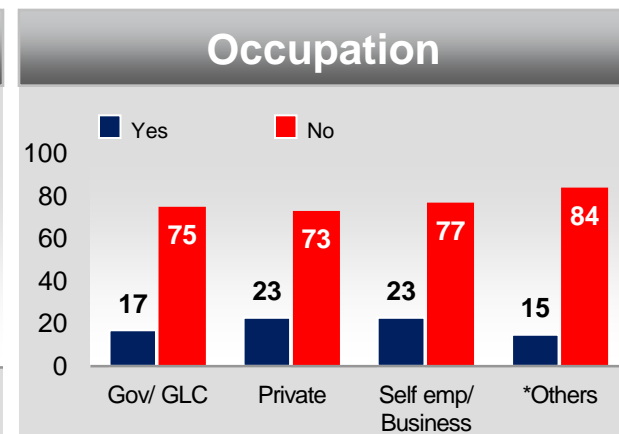
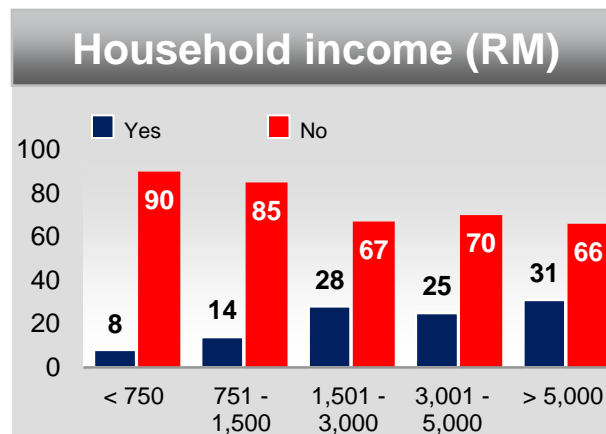
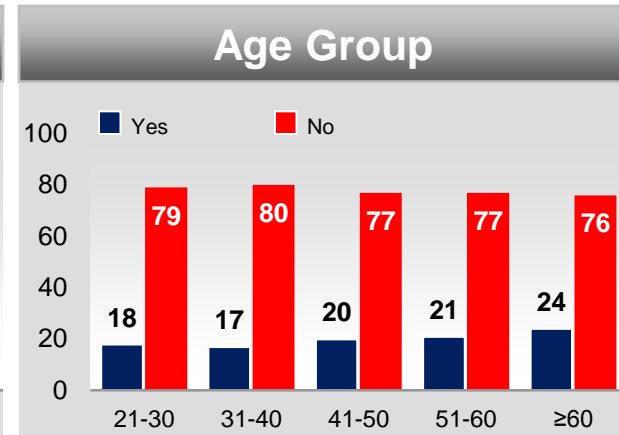
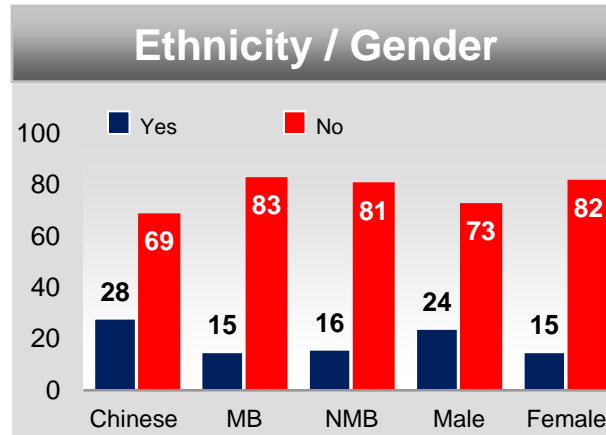
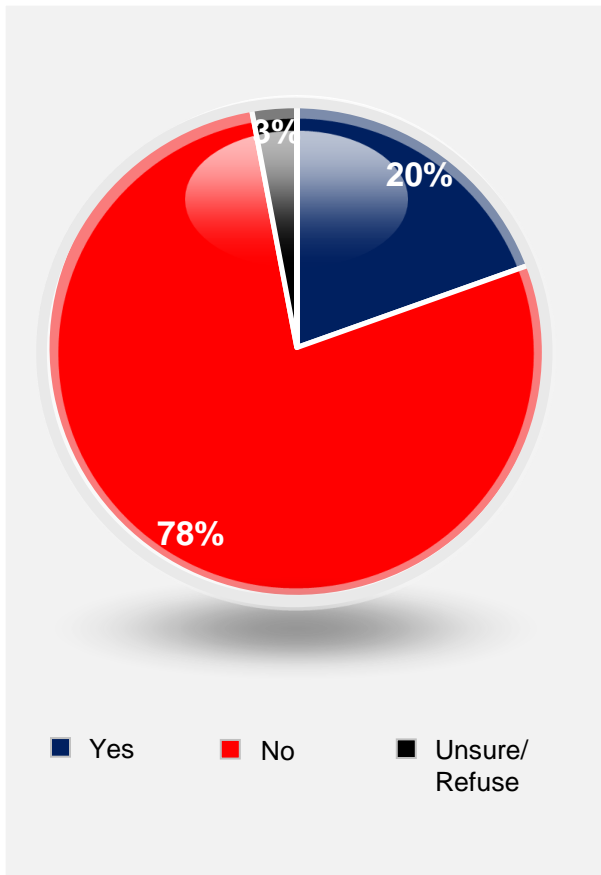
Q: During the past 12 months, have you heard of anyone including relatives, friends, acquaintances or neighbours paying bribes to obtain a public service?



# **PERSPECTIVES ON POLITICAL CASH HANDOUTS**

# Corruption in Elections

20% respondents had experienced or witnessed corruption committed during the 2013 elections

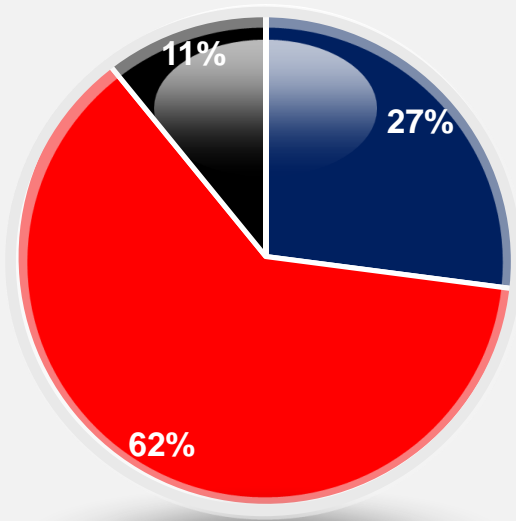


\* Homemaker, Retired, Students, Unemployed  
MB=Muslim Bumiputera, NMB=Non Muslim Bumiputera

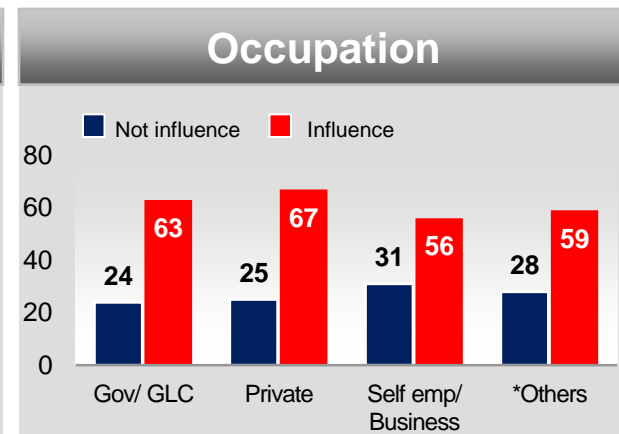
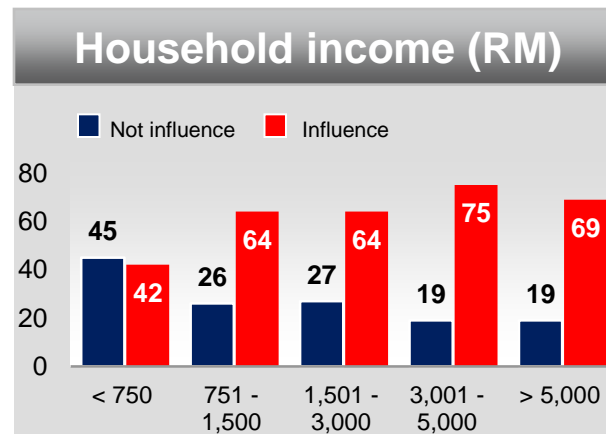
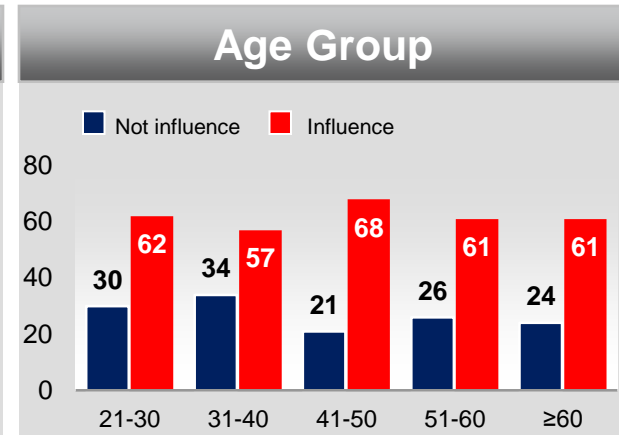
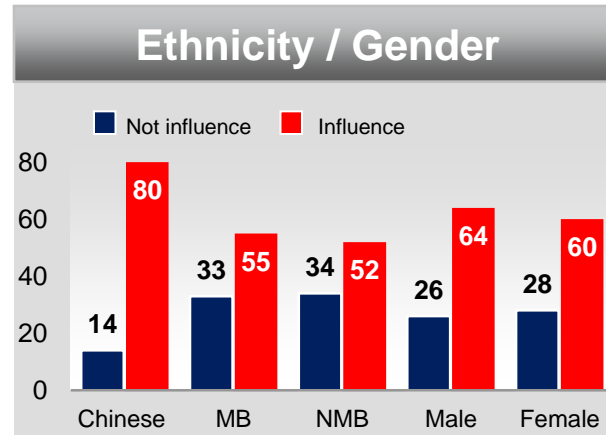
Q: During 2013 general election, political parties will sometimes hand out cash or goods to voters. Have you personally been approached or personally saw items or money being handed out during the last elections in 2013?

# Election Corruption and Influence

Nearly 2 out of 3 respondents felt that vote buying influenced voters' decision making



■ Not influence ■ Influence ■ Unsure/Refuse

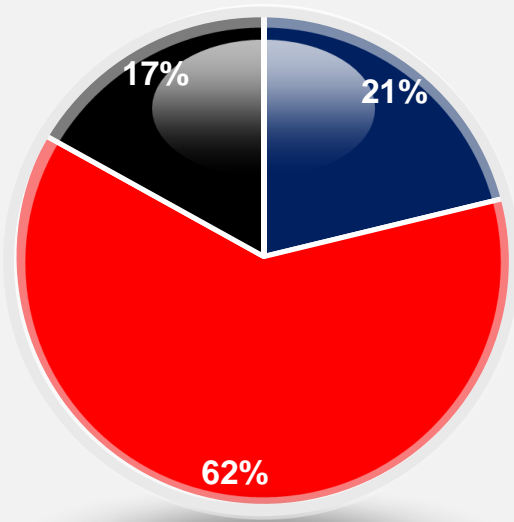


\* Homemaker, Retired, Students, Unemployed  
MB=Muslim Bumiputera, NMB=Non Muslim Bumiputera

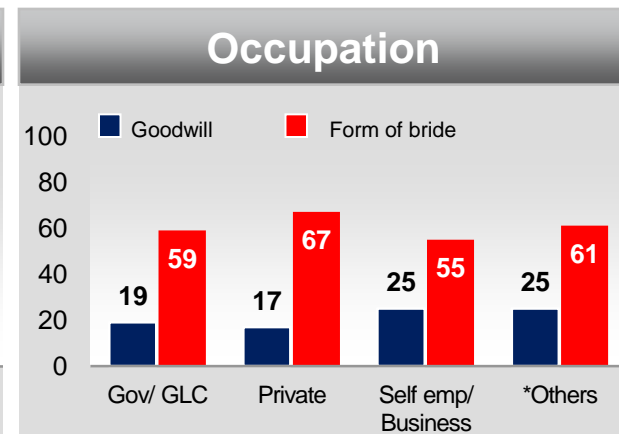
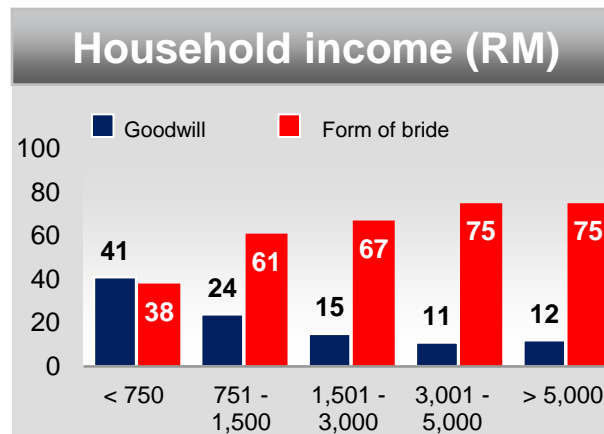
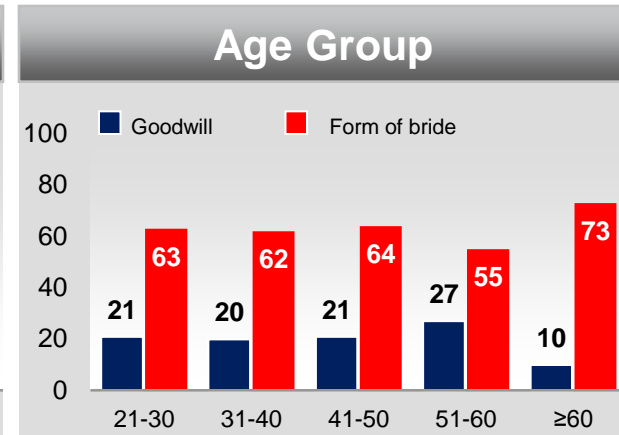
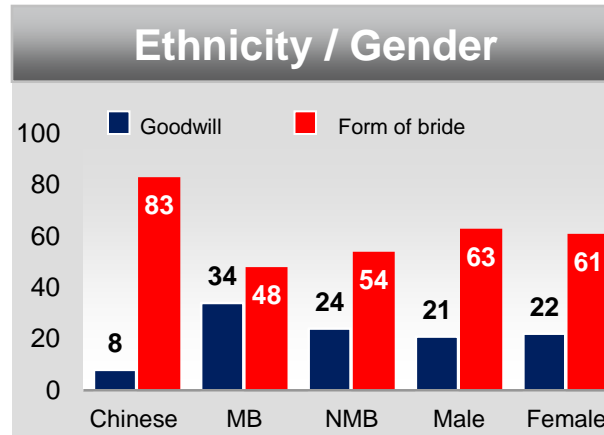
Q: In your view, how strongly does the handing out of money or items during elections influence the decisions made by voters in your area in choosing a party to vote for?

# Election Handouts: Bribery or Goodwill?

Majority believe that handouts constitute corruption but views are split among Muslim Bumiputeras and low income respondents



■ Goodwill ■ Form of bribe ■ Unsure/Refuse



\* Homemaker, Retired, Students, Unemployed  
MB=Muslim Bumiputera, NMB=Non Muslim Bumiputera

Q: Do you think that the cash or items handed out during election period are a form of bribe or merely a token of goodwill?

A majority of respondents held no views or solutions on how corruption could be reduced

A large majority, 62% say they did not know where to report corruption cases

A majority, 61% also disclosed fear in reporting corruption, out of concern of suffering retaliation while a similar number also believed no action would be taken from their complaints

Awareness of civil society efforts against corruption is very low

Yet a majority report confidence that corruption can be reduced in Sarawak

## **PERSPECTIVES ON ANTI-CORRUPTION INITIATIVES**

# How to Reduce Corruption?

Most of the respondents had no solutions how to reduce corruption

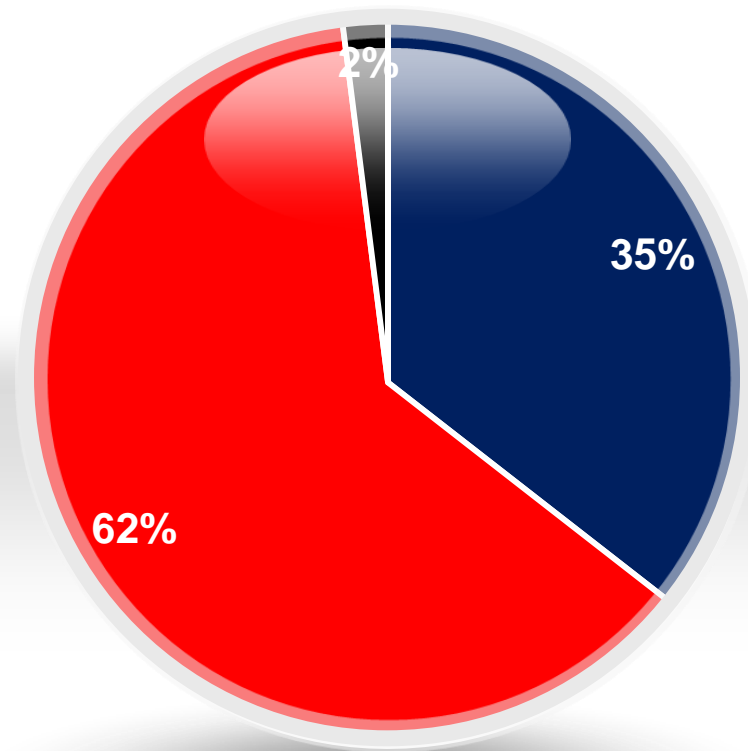
Responses	Percentage
Do not accept or give bribes	9%
Initial education about corruption	5%
Need to work together and to report to the police or authorities	5%
Reduce/ monitoring / enforcement	3%
Hold on to religion	2%
Choosing leadership that is not corrupt	2%
<b>None</b>	<b>32%</b>
<b>Unsure/ Do not know</b>	<b>29%</b>
<b>Refuse/ No response</b>	<b>5%</b>

Q: In your opinion, what can you personally do to reduce corruption in Sarawak? Please, list concrete actions you can personally undertake to help combat corruption.

# Reporting Corruption

Majority of respondents did not know who to report corruption incidences

■ Yes ■ No ■ Unsure/ Refused



- SPRM / MACC, 77%
- Police, 13%
- Political Parties, 1%

Q: Do you know what institutions to contact in order to report a corrupt act by a public official?

Q: What institution(s) would you contact to report a corrupt act by an official?

# Reason For Not Reporting Corruption

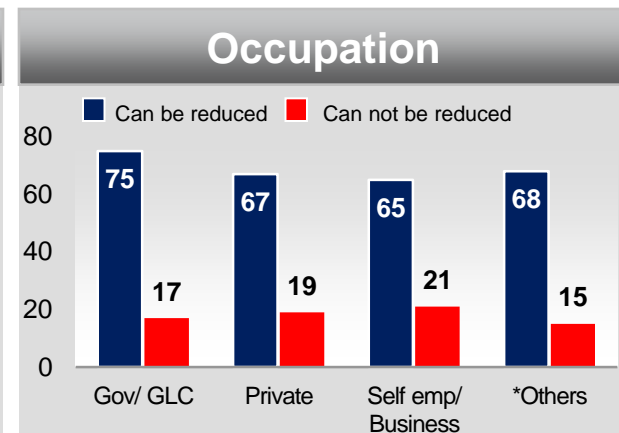
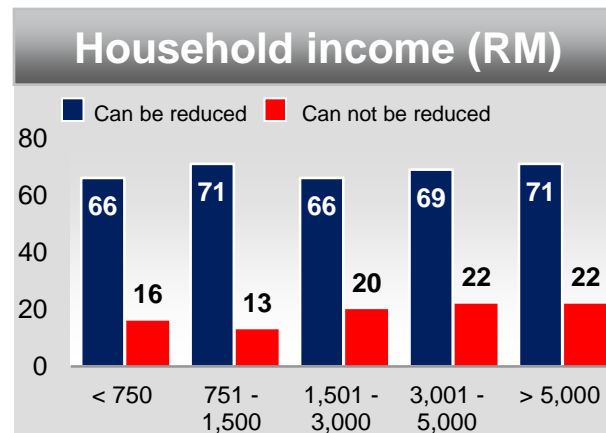
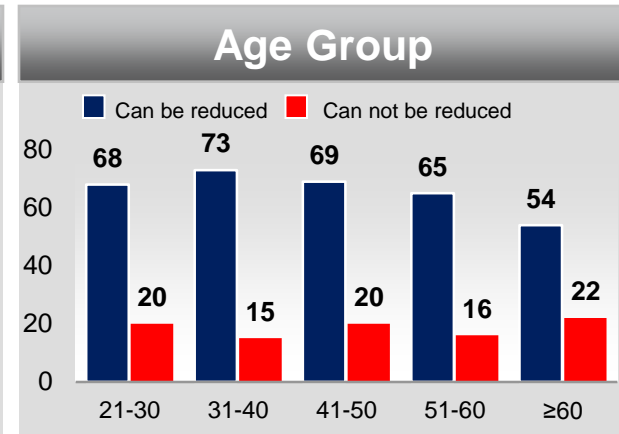
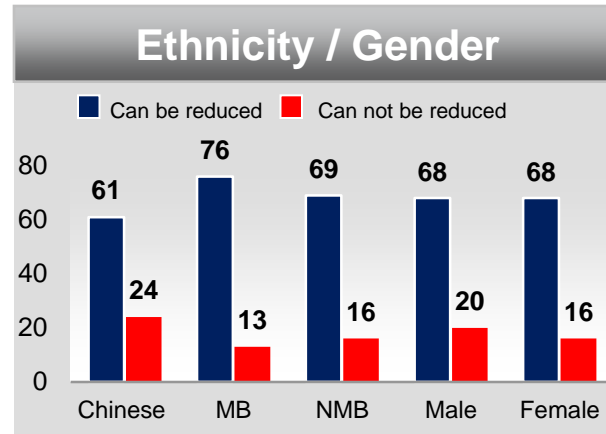
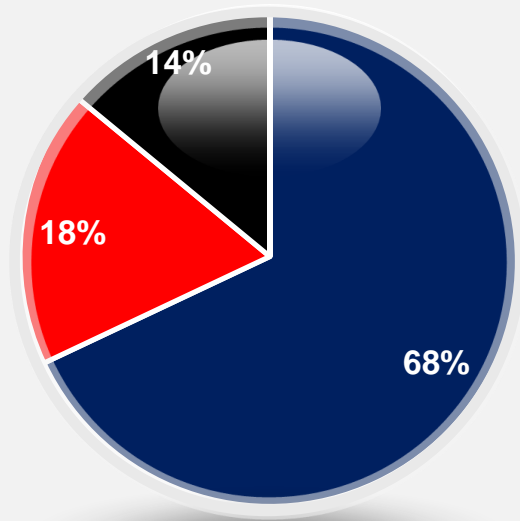
Reasons	Yes	No	Unsure/Refused
Lack of evidence to prove	81%	10%	9%
Lack of clarity about corruption proceedings	80%	11%	9%
No whistleblower protection	70%	17%	12%
Don't know the relevant institution responsible for corruption cases.	69%	21%	10%
No actions will be taken even if corruption is reported.	61%	27%	12%
Those who report corruption will be subject to retribution/retaliation	59%	34%	7%
It is not worth reporting corruption if I am not personally	52%	37%	11%
Most people who commit corruption only do so because of economic hardship.	52%	36%	12%
Our society does not reward those who report corruption.	49%	36%	15%

Q: Some people in Sarawak are unwilling to report corrupt actions because of various reasons. I will list some of these possible reasons; please tell me which of the following you personally consider as a reason for not reporting corruption to the relevant authorities.



# Can Corruption be Reduced in Sarawak?

68% of the respondents were positive possibility of reducing corruption



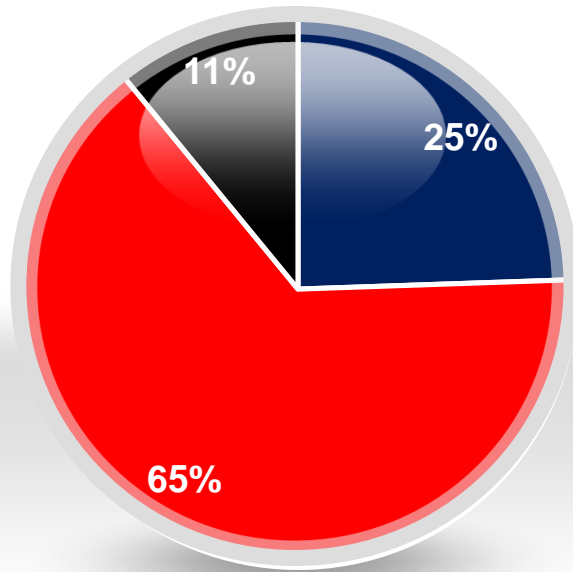
■ Can be reduced ■ Can't be reduced ■ Unsure/Refuse

\* Homemaker, Retired, Students, Unemployed  
MB=Muslim Bumiputera, NMB=Non Muslim Bumiputera

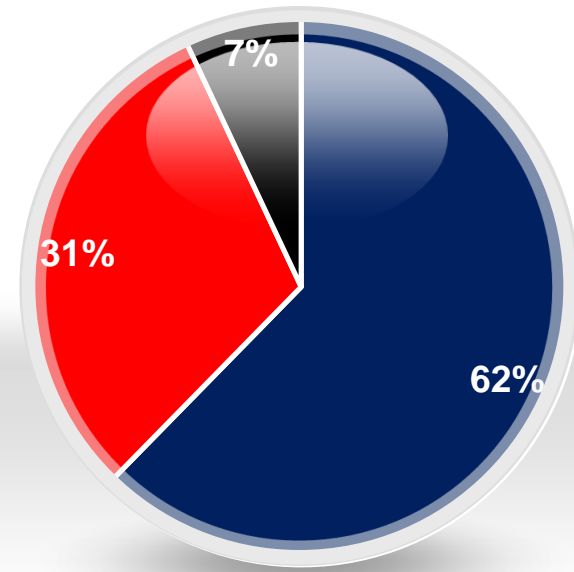
Q: To what extent do you think corruption can be reduced in Sarawak?

# Awareness of Anti Corruption Agencies

Only 1 in 4 respondents say they were aware of any anti-corruption measures; while 2/3 were aware of the MACC



**Any anti-corruption**



**Anti-Corruption Commission (MACC)**

Legend:

■ Yes ■ No ■ Unsure/ Refused

Q: Are you aware of any anti-corruption measures being taken by the Government of Sarawak?

Q: Are you aware of the Malaysian Anti-Corruption Commission (MACC)?