

**Perception towards 16 September 2015 Rally
“HIMPUNAN RAKYAT BERSATU”**

Peninsular Malaysia Malay Voter Survey

10 -15 September 2015

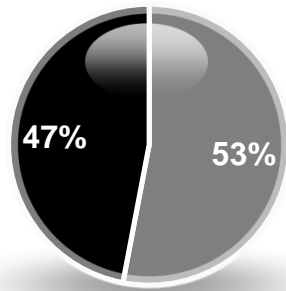
- 516 Malay voters aged 21 and above were interviewed via telephone (fixed and mobile lines)
- The survey respondents are from all states across Peninsular Malaysia
- Voters were selected through random stratified sampling method along the lines of gender, age and parliament constituencies.
- All of the constituencies (12 states and across 165 parliament constituencies) were surveyed and the selection of the respondents is proportional with respect to the population in each parliament constituency.
- Respondents were interviewed in their own language of preferences
- Survey margin of error estimated at $\pm 4.31\%$
- The survey was conducted on 10-15 September 2015

METHODOLOGY

Respondent Profile

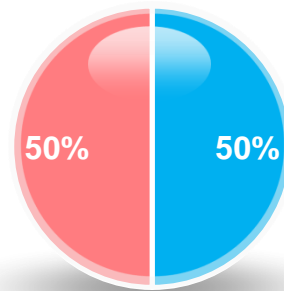
Settlement

■ Urban ■ Rural

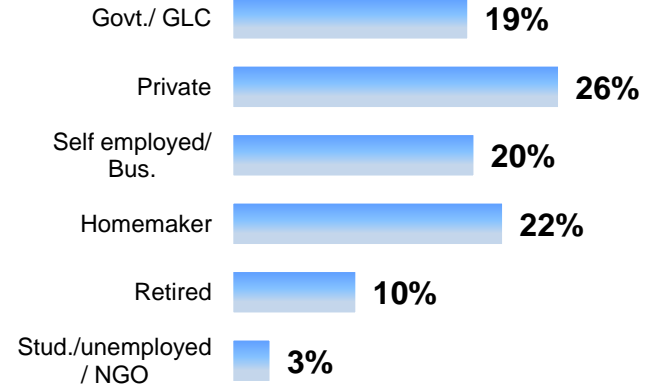


Gender

■ Male ■ Female

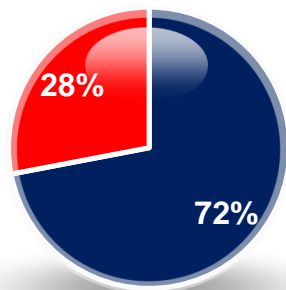


Occupation

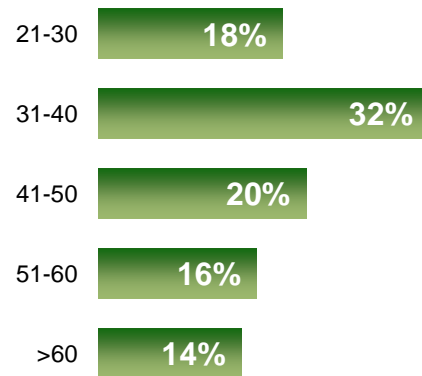


Internet Access

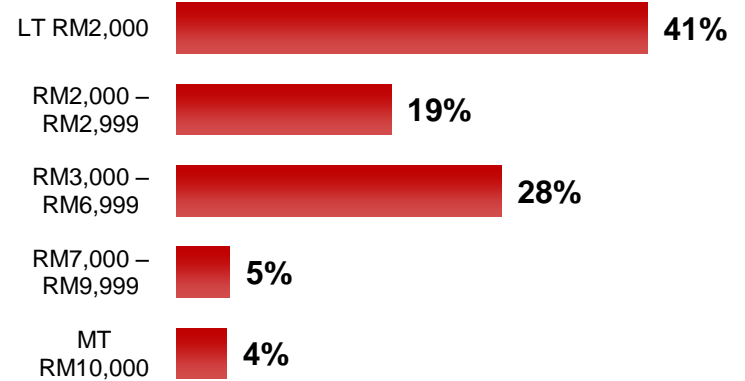
■ Yes ■ No



Age Group



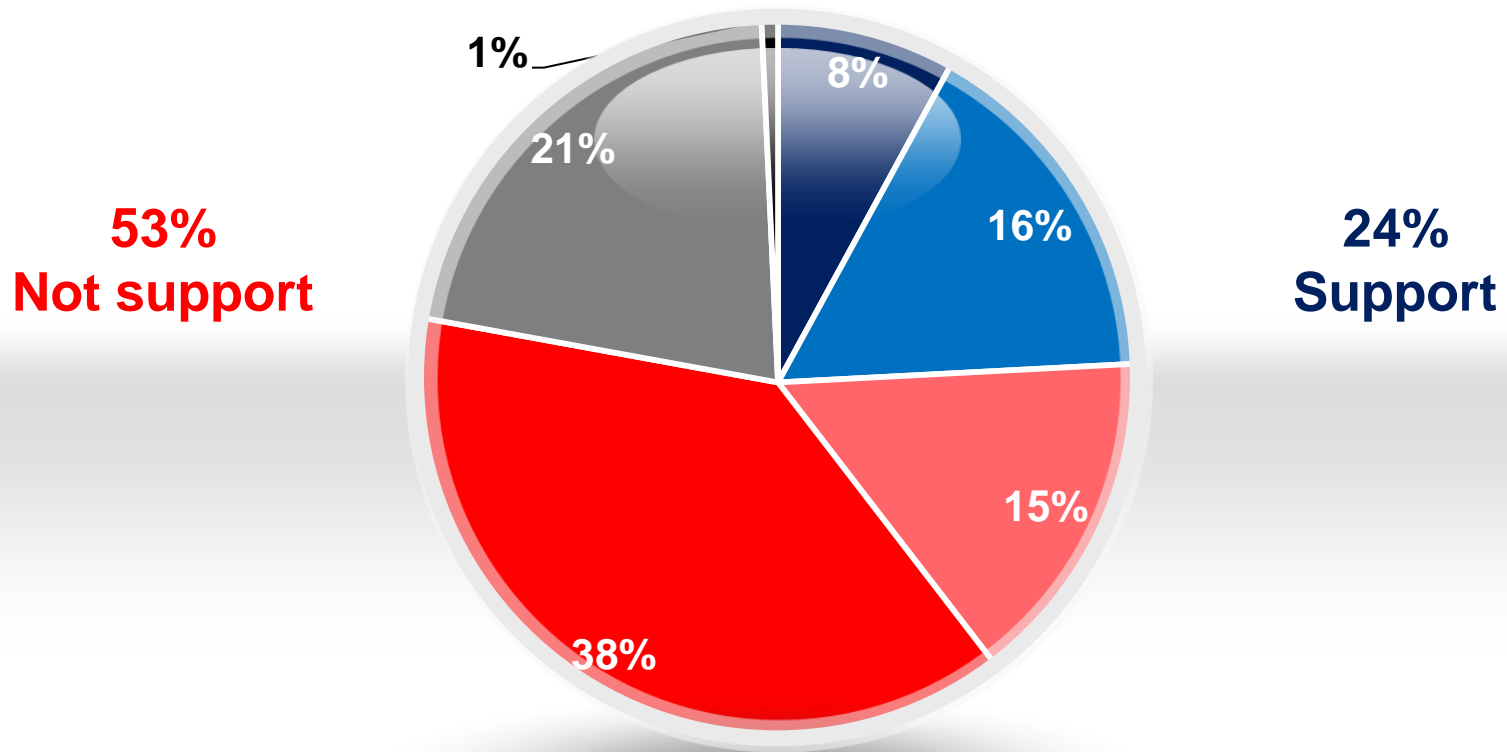
Monthly Household Income



Note: Govt./ GLC= Government/ statutory bodies (e.g. federal government, MARA, SALCRA)/ GLC (e.g. TNB, Petronas, Telekom, MAS, Maybank); Self-employed/ Bus=Employer / Self employed (e.g. Own small business, own farm, direct sale); Stud./ Unemployed= Student, Unemployed, lost ability to work

Support for Rally

- Strongly support
- Somewhat support
- Strongly do not support
- Somewhat do not support
- Unsure
- Refused



Q: Sejauh manakah anda menyokong atau tidak menyokong Himpunan Rakyat Bersatu tersebut?
Q: How strongly do you support or do not support the Himpunan Rakyat Bersatu rally (assembly)?

Support for Rally Detailed

Demography		Support	Do not support	Unsure/ Refused
Gender	Male	31%	51%	19%
	Female	17%	57%	26%
Age	Age below 40	22%	52%	27%
	Age above 40	27%	56%	18%
Location	Urban	25%	52%	24%
	Rural	24%	56%	21%
Internet Access	Internet	25%	51%	24%
	No internet access	22%	61%	17%
Political Inclination	BN	36%	56%	8%
	Non-BN	25%	60%	15%
	Undecided/ Undisclosed	17%	51%	33%

Reasons for Support/Lack of Support for the Rally

Support	%	Do not support	%
Protect the dignity of the Malay	17%	Will create chaos	19%
Support the Govt, BN & UMNO	2%	No clear objectives	13%
Protest BERSIH 4.0	1%	Will create ethnic tensions	7%
Others	2%	Others	4%
DK/ NR	2%	DK/ NR	10%
Total	24%	Total	53%

Q: Mengapa anda berkata demikian?

Q: *Why do you say so?*